



R·H·YODER  
2022







Brothers Richard and Henry Yoder grew up watching their father work in his carriage building business and dreaming of the day when they could work with their hands next to their father. When their father passed away while they were still young boys, they decided to honor their father's legacy by becoming craftsmen themselves.

They began by building furniture and cabinetry in their mother's home in 2001, apprenticing under an experienced craftsman named Floyd Miller and producing a line of five different chair styles. As their business and expertise grew they expanded into a slightly larger facility and now have a 20,000-square foot state-of-the-art facility on Richard's property, which is the home of RH Yoder today.

From the humble beginnings of two young boys admiring their father's work, two brothers have fulfilled their dream. They are now dedicated business owners, employing a team of craftsmen, and producing a full line of more than 70 different chair styles.

Their care and attention to detail shows in every piece of furniture they produce. Your customers deserve nothing less.



**Some Styles of Dining Chairs are Available as Caster-Based Desk Chairs:**



Traditional Screw Lift



Mission Gas Lift



Mission Screw Lift



Caswell Gas Lift

**Note:** Selected chair styles are available as barstools. All orders are shipped with standard swivel unless “Memory” swivel is specified on order.

**Seat and Edge Options:**



Deep Scoop Seat shown with Optional Roundover Edge



Benton Roundover Seat



Regular Scoop Seat shown with Optional Bevel Edge

**Stretcher Covers:** Available in Black and Nickel (shown)



Barstool



Rounded Barstool

**Metal Colors:**



Silver



Gold



Tex Black




The most substantial corner blocks in the industry paired with five screws provides greater stability.



Precise angle cuts on all legs and an exact leveling technique provide unparalleled stability.



Final phase hand-sanding and inspection results in superior craftsmanship.







































Precision cut mortise and tenon joints ensure solid, durable structural integrity.









































# TABLE OF CONTENTS

---

 Acadia _____ 11	 Bent Paddle _____ 26	 Chesapeake _____ 39
 Acadia Desk Chair _____ 12	 Bent Paddle Post _____ 27	 Colebrook _____ 40
 Albany _____ 13	 Bow River _____ 28	 Collins _____ 41
 Allerton Bar Chair _____ 14	 Brandberg _____ 29	 Cosgrove Barstool _____ 42-43
 Arbordale _____ 15	 Bradbury _____ 30-31	 Conner _____ 44
 Arlington _____ 16	 Buchanan _____ 32	 Country Sheaf _____ 45
 Bayfield _____ 17	 Caraway Barstool _____ 33	 Country Shaker _____ 46-47
 Barrel Barstool _____ 18-19	 Carmen _____ 34	 Crayton _____ 48-49
 Belmont Barstool _____ 20-21	 Carolina _____ 35	 Cumberland _____ 50-51
 Benjamin _____ 22-23	 Carson _____ 36	 Damon _____ 52
 Bellingham _____ 24	 Carter _____ 37	 Douglas _____ 53
 Bent Feather Bow _____ 25	 Charleston _____ 38	 Dawson _____ 54-55















---








	Dillon Barstool _____	56-57		Harris _____	71		Lexford _____	85
	Durham Bar Chair _____	58		Harvest _____	72		Livingston _____	86
	Ellington _____	59		Haskin Barstool _____	73		Louisdale _____	87
	Elliott Desk Chair _____	60		Iron Craft Barstool _____	74-75		Madison _____	88
	Espin _____	61		Jansen _____	76		Marbury _____	89
	Emerson _____	62-63		Jumbo Bent Paddle _____	77		Mesa _____	90
	Fenmore _____	64-65		Keelan _____	78		Mill Valley _____	91
	Folding Chair _____	66		Kensington _____	79		Niles _____	92-93
	Frankton _____	67		Korbyn _____	80-81		North Star _____	94-95
	Grant _____	68		Lambert Barstool _____	82		Modesto _____	96
	Griffin Bar Chair _____	69		Lamont _____	83		Parkland _____	97
	Harper _____	70		Lavega _____	84		Palmer _____	98-99










# TABLE OF CONTENTS

---

	Portage Barstool _____	100
	Regal _____	101
	Roanoke _____	102-103
	Roosevelt _____	104
	Sawyer _____	105
	Sinclair _____	106
	Somerset _____	107
	Spring Meadow Pressback _____	108
	Tosky Bar Chair _____	109
	Tifton _____	110-111
	Vinson _____	112-113
	Vintage Mission _____	114











	Wellsburg _____	115
	Wescott _____	116
	West Lake _____	117
	Wilton _____	118-119
	Winslow Barstool _____	120
	Wyndlot _____	121
	Yorktown _____	122

## BENCHES

	Bellingham _____	123
	Chevron _____	123
	Colebrook _____	124
	Modesto _____	124
	Old Traditions _____	125
	Tifton _____	125
	West Lake _____	126









## TABLES

	Brogan _____	127
	Bilton _____	128-129
	Callaway _____	130
	Carmen _____	131
	Crayton _____	132
	Cumberland _____	133
	Dawson _____	134
	Emerson _____	135
	Fenmore _____	136
	Iron Craft Pub _____	137
	Iron Forge _____	138

	North Star _____	139
	Niles _____	140
	Niles Double Pedestal _____	141
	Old Traditions _____	142
	Regal _____	143
	Roanoke _____	144
	Sawyer _____	145
	Sinclair _____	146
	Vinson _____	147
	Tifton _____	148
	Tifton Round _____	149
	Wilton _____	150

## SERVERS

	Crayton _____	151
	North Star _____	152
	Old Traditions _____	153
	Regal _____	154
	Regal Designer _____	155
	Sinclair _____	156
	Quick Ship _____	8-9
	Best Sellers _____	10
	Customer Material Requirements _____	157
	Finishes _____	158-170
	Chair Dimensions _____	171-175

# QUICK SHIP



Live Edge



Fenmore

Brown Maple, Wood Seats Only



Grant

Quarter-Sawn White Oak, Wood Seats Only



Tifton

Brown Maple w/Live Edge, Wood Seats Only



Yorktown

Brown Maple, Wood Seats Only



Emerson

Brown Maple, Fabric or Leather from Heartland Fabrics Only



Belmont w/Meribeth Top 24"

Brown Maple, Fabric or Leather from Heartland Fabrics Only



Dillon 24"



Emerson Table

Brown Maple, 48" Round w/12" Leaf Only



Fenmore Table

Brown Maple, 42" x 72" w/2 12" Self Store Leaves Only



Tifton Table

Brown Maple w/Live Edge, 42" x 72" Solid Top Only



Emerson Set



Fenmore Set



Tifton Set



**Quick Ship Details**

All products shown on the Quick Ship pages are available unfinished, shipped to the Indiana finish shop of your choice in 5 days! Alternately, you can choose to have it finished at RH Yoder and get the complete finished product in 5 DAYS! Particular wood species, fabric and leather options must follow the specified information for each product offered.



# BEST SELLERS

---



Carolina



Colebrook



Fenmore



Tifton



Yorktown



Emerson



Dillon Barstool



Belmont Barstool  
with Meribeth Top



Barrel Barstool  
with Meribeth Top



Iron Craft Barstool  
with Back

# ACADIA

---



Side: 19"w x 17 ½"d x 41"h

Arm: 24"w x 17 ½"d x 41"h

Available in Oak, Cherry, Hard Maple, Brown Maple, Quarter-Sawn White Oak, Hickory, Walnut, Elm, Rustic Cherry and Rustic Hickory

Only Available with Leather or Fabric Seats

Also Available as Caster-Based Desk Chairs

---

*Shown in Rustic Hickory with FC 107 Harvest Oak Stain and U3-13 Raven Wing Ultra Leather*

# ACADIA DESK CHAIR

---



---

24"w x 17"d x 40" - 45"h

Available in Oak, Cherry, Hard Maple, Brown Maple, Quarter-Sawn White Oak, Hickory, Walnut, Rustic Cherry and Rustic Hickory

Only Available with Leather or Fabric Seats and Backs

Caswell Gas Lift is Standard

---

*Shown in Quarter-Sawn White Oak with Asbury Stain and Black Leather*



# ALBANY

---



Side: 20 ½"w x 16 ½"d x 40"h

Arm: 23"w x 16 ½"d x 40"h

Available in Oak, Cherry,  
Hard Maple, Brown Maple  
and Rustic Cherry

Also Available as Caster-  
Based Desk Chairs

---

*Shown in Brown Maple with Nutmeg Stain*

# ALLERTON BAR CHAIR



Tack Options



Seat Dimensions: 14" x 18"

Base Dimensions: 16 1/4" x 20"

Available in 24" and 30"h

Available in Oak, Cherry, Hard Maple, Brown Maple, Quarter-Sawn White Oak, Hickory, Walnut, Rustic Cherry and Rustic Hickory

Only Available with Leather or Fabric Seats

Tacks are Standard

*Shown in Cherry with Michael's Cherry Stain and Black Leather with Black Tacks (left)*

*Shown in Brown Maple with Onyx Stain and 28-23 Rink Fabric with Nickel Tacks (right)*

# ARBORDALE

---



Side: 19"w x 17 ½"d x 38"h

Arm: 23 ½"w x 17 ½"d x 38"

Available in Oak, Cherry, Hard Maple, Brown Maple, Quarter-Sawn White Oak, Hickory, Walnut, Rustic Cherry and Rustic Hickory

Available with Wood, Leather or Fabric Seats

---

*Shown in Brown Maple with Golden Brown Stain*



# ARLINGTON

---



Side: 20 ½"w x 16 ½"d x 40"h

Arm: 23"w x 16 ½"d x 40"h

Available in Oak, Cherry,  
Hard Maple, Brown Maple  
and Rustic Cherry

Also Available as Caster-  
Based Desk Chairs

---

*Shown in Brown Maple with Nutmeg Stain*

# BAYFIELD

---



---

Side: 20 ½"w x 17 ½"d x 35"h

Arm: 25"w x 17 ½"d x 35"h

Available in Oak, Cherry, Hard Maple, Brown Maple, Quarter-Sawn White Oak, Hickory, Walnut, Rustic Cherry and Rustic Hickory

Only Available with Leather or Fabric Seats and Backs

---

*Shown in Elm with New Carrington Stain and 26-6 Terry Fabric*



# BARREL BARSTOOL

---



Seat Diameter: 16 ½"

Available in 18", 24" and 30"h

Available in Oak, Cherry, Hard Maple, Brown Maple, Quarter-Sawn White Oak, Hickory, Walnut, Rustic Cherry and Rustic Hickory

Available with Wood, Leather or Fabric Seats

Swivel Seats are Standard

---

*Shown in Quarter-Sawn White Oak with Michael's Cherry Stain (left)*

*Shown in Oak with OCS 111 Stain (right)*



# BARREL BARSTOOL WITH MERIBETH TOP



Seat Diameter: 16 1/2"

Available in 18", 24" and 30"h

Meribeth Top: 11 1/2"h

Available in Oak, Cherry, Hard Maple, Brown Maple, Quarter-Sawn White Oak, Hickory, Walnut, Rustic Cherry and Rustic Hickory

Available with Wood, Leather or Fabric Seats

Swivel Seats are Standard

*Shown in Brown Maple with Acres Stain (left)*

*Shown in Oak with OCS 111 Stain (right)*

# BELMONT BARSTOOL

---

Seat Diameter: 16 ½"

Overall Diameter: 18"

Available in 18", 24" and 30"h

Available in Oak, Cherry, Hard Maple, Brown Maple, Quarter-Sawn White Oak, Hickory, Walnut, Rustic Cherry and Rustic Hickory

Available with Wood, Leather or Fabric Seats

Swivel Seats are Standard

---

*Shown in Brown Maple with Onyx Stain (left)*

*Shown in Brown Maple with Seat in Nutmeg Stain and Frame in Onyx Stain (right)*



# BELMONT BARSTOOL WITH MERIBETH TOP



Seat Diameter: 16 1/2"

Overall Diameter: 18"

Available in 18", 24" and 30"h

Meribeth Top: 11 1/2"h

Available in Oak, Cherry, Hard Maple, Brown Maple, Quarter-Sawn White Oak, Hickory, Walnut, Rustic Cherry and Rustic Hickory

Available with Wood, Leather or Fabric Seats

Swivel Seats are Standard

---

*Shown in Brown Maple with FC 226 Coffee Stain (left)*

*Shown in Brown Maple with Black Paint Rub-Through (right)*







# BENJAMIN

---



---

Side: 19"w x 17 ½"d x 41"h

Arm: 24"w x 17 ½"d x 41"h

Available in Oak, Cherry,  
Hard Maple, Brown Maple,  
Hickory, Walnut, Rustic Cherry  
and Rustic Hickory

Available with Wood, Leather  
or Fabric Seats

---

*Shown with Clawson Table (left page)*

*Shown in Brown Maple with Almond  
Stain and C2-11 Canvas Fabric (left page)*

*Shown in Brown Maple with Nutmeg Stain  
(right page)*

# BELLINGHAM

---



24" or 30" High Base  
Stationary Bar Chair  
18"w x 16 3/4"d x 19 1/4"h Back Ht.



24" or 30" High Base  
Swivel Barstool  
18"w x 16 3/4"d x 19 1/4"h Back Ht.

---

Side: 18"w x 17"d x 42 1/2"h

Arm: 25"w x 17"d x 42 1/2"h

Available in Oak, Cherry,  
Hard Maple, Brown Maple,  
Quarter-Sawn White Oak,  
Hickory, Walnut, Rustic Cherry  
and Rustic Hickory

Available with Wood, Leather  
or Fabric Seats

Also Available as Caster-  
Based Desk Chairs

---

*Shown in Oak with  
Old World Mission Stain*



# BENT FEATHER BOW

---



24" or 30" High Base  
Swivel Barstool  
19"w x 18"d x 23"h Back Ht.

---

Side: 19"w x 18"d x 40"h

Arm: 25"w x 18"d x 40"h

Available in Oak, Cherry,  
Hard Maple, Brown Maple  
and Rustic Cherry

Also Available as Caster-  
Based Desk Chairs

Deep Scoop Seats  
are Standard

---

*Shown in Oak with FC 5591  
Golden Honey Stain*

# BENT PADDLE



24" or 30" High Base  
Swivel Barstool  
19"w x 18"d x 23"h Back Ht.

Optional Plain Legs

Side: 19"w x 18"d x 40"h

Arm: 25"w x 18"d x 40"h

Available in Oak, Cherry,  
Hard Maple, Brown Maple  
and Rustic Cherry

Also Available as Caster-  
Based Desk Chairs

Deep Scoop Seats  
are Standard

*Shown in Oak with FC N3176  
Malaguania Stain*



# BENT PADDLE POST



Acorn  
Back



Plain  
Back



Optional  
Plain Legs



Optional  
S-9 Legs



24" or 30" High Base  
Swivel Barstool  
19"w x 18"d x 23"h Back Ht.

Side: 19"w x 18"d x 39"h

Arm: 25"w x 18"d x 39"h

Available in Oak, Cherry,  
Hard Maple and Rustic Cherry

Also Available as Caster-  
Based Desk Chairs

Choose from Three Back  
Designs (Wheat Shown)

*Shown in Oak with FC 5591  
Golden Honey Stain*



# BOW RIVER



Tack Options



24" or 30" High Base  
Stationary Bar Chair  
22"w x 18"d x 42"h Back Ht.

Side: 22"w x 18"d x 42 ½"h

Arm: 29"w x 18"d x 42 ½"h

Available in Oak, Cherry, Hard Maple, Brown Maple, Quarter-Sawn White Oak, Hickory, Walnut, Rustic Cherry and Rustic Hickory

Only Available with Leather or Fabric Seats and Backs

Tacks are Standard

*Shown in Brown Maple with Sealy Stain and Mahogany Leather*

# BRANDBERG

---



Side: 18"w x 17"d x 36 ½"h

Arm: 22 ½"w x 17"d x 36 ½"h

Available in Oak, Cherry, Hard Maple, Brown Maple, Quarter-Sawn White Oak, Hickory, Walnut, Rustic Cherry and Rustic Hickory

Available with Wood, Leather or Fabric Seats

---

*Shown in Brown Maple with New Carrington Stain*







# BRADBURY



24" or 30" High Base  
Stationary Bar Chair  
19 1/2"w x 17"d x 16 1/2"h Back Ht.



Desk Chair with  
Caswell Lift

Side: 19 1/2"w x 17"d x 42"h

Arm: 25 1/2"w x 17"d x 42"h

Available in Oak, Cherry,  
Hard Maple, Brown Maple,  
Quarter-Sawn White Oak,  
Hickory, Walnut, Rustic Cherry  
and Rustic Hickory

Only Available with Leather  
or Fabric Seats and Backs

Also Available as Caster-  
Based Desk Chairs

*Shown with Iron Forge Table with True  
Reclaimed Barn Wood Top (left page)*

*Shown in Oak with Chocolate Spice  
Stain and Black Tincture Finish with  
C2 Elevator Fabric (left page)*

*Shown in Brown Maple with Rich Tobacco  
Stain and 26-11 Cornelia Gray Fabric  
(right page)*

# BUCHANAN

---



24" or 30" High Base  
Stationary Bar Chair  
18"w x 18"d x 19"h Back Ht.

---

Side: 18"w x 18"d x 38 ½"h

Arm: 25 ½"w x 18"d x 38 ½"h

Available in Oak, Cherry,  
Hard Maple, Brown Maple,  
Quarter-Sawn White Oak,  
Hickory, Walnut, Rustic Cherry  
and Rustic Hickory

Available with Wood, Leather  
or Fabric Seats

Also Available as Caster-  
Based Desk Chairs

---

*Shown in Rustic Quarter-Sawn White Oak  
with Golden Brown Stain*

# CARAWAY BARSTOOL

---



Dimensions:  
18"w x 17"d x 15"h Back Ht.

Available in 24" or 30"h

Available in Oak, Cherry,  
Hard Maple, Brown Maple,  
Quarter-Sawn White Oak,  
Hickory, Walnut, Rustic Cherry  
and Rustic Hickory

Only Available with Leather  
or Fabric Seats and Backs

Flexible Back

---

*Shown in Oak with Ebony Stain  
and Black Leather*



# CARMEN

24" or 30" High Base Stationary  
Bar Chair (not shown)  
18 ½"w x 17 ½"d x 18"h Back Ht.



---

Side: 18 ½"w x 17 ½"d x 37 ½"h

Arm: 24 ½"w x 17 ½"d x 37 ½"h

Available in Oak, Cherry,  
Hard Maple, Brown Maple,  
Quarter-Sawn White Oak,  
Hickory, Walnut, Rustic Cherry  
and Rustic Hickory

Available with Wood, Leather  
or Fabric Seats

---

*Shown in Brown Maple with Briar Stain*

# CAROLINA



24" or 30" High Base  
Stationary Bar Chair  
18"w x 18"d x 20"h Back Ht.



24" or 30" High Base  
Swivel Barstool  
18"w x 18"d x 20"h Back Ht.

Side: 18"w x 17 ¾"d x 42"h

Arm: 24 ½"w x 17 ¾"d x 42"h

Available in Oak, Cherry,  
Hard Maple, Brown Maple,  
Quarter-Sawn White Oak,  
Hickory, Walnut, Rustic Cherry  
and Rustic Hickory

Available with Wood, Leather  
or Fabric Seats

*Shown in Cherry with FC N3176  
Malaguania Stain*

# CARSON

---



24" or 30" High Base  
Stationary Bar Chair  
19"w x 17"d x 18"h Back Ht.

---

Side: 19"w x 17"d x 35"h

Arm: 25"w x 17"d x 35"h

Available in Oak, Cherry,  
Hard Maple, Brown Maple,  
Quarter-Sawn White Oak,  
Hickory, Walnut, Rustic Cherry  
and Rustic Hickory

Available with Wood, Leather  
or Fabric Seats

Also Available as Caster-  
Based Desk Chairs

---

*Shown in Brown Maple with Black Paint*



# CARTER

---



Side: 18 1/2"w x 17"d x 32"h

Available in Oak, Cherry, Hard Maple, Brown Maple, Quarter-Sawn White Oak, Hickory, Walnut, Rustic Cherry and Rustic Hickory

Available with Wood, Leather or Fabric Seats

---

*Shown in Cherry with Chestnut Stain and C8-68 Wear Fabric*

# CHARLESTON

---



24" or 30" High Base  
Stationary Bar Chair  
19 1/2"w x 18"d x 20 1/2"h Back Ht.

---

Side: 19 1/2"w x 18"d x 38 1/2"h

Arm: 24"w x 18"d x 38 1/2"h

Available in Oak, Cherry,  
Hard Maple, Brown Maple,  
Quarter-Sawn White Oak,  
Hickory, Walnut, Rustic Cherry  
and Rustic Hickory

Available with Wood, Leather  
or Fabric Seats

Also Available as Caster-  
Based Desk Chairs

---

*Shown in Brown Maple with Nutmeg Stain*

# CHESAPEAKE



Inlay



24" or 30" High Base  
Stationary Bar Chair  
18"w x 16 3/4"d x 20 1/2"h Back Ht.

Side: 18 1/2"w x 17"d x 41"h

Arm: 25"w x 17"d x 41"h

Available in Oak, Cherry,  
Hard Maple, Brown Maple,  
Quarter-Sawn White Oak,  
Hickory, Walnut, Rustic Cherry  
and Rustic Hickory

Available with Wood, Leather  
or Fabric Seats

Also Available as Caster-  
Based Desk Chairs

*Shown in Brown Maple with  
Golden Brown Stain*



# COLEBROOK

---



Ebony Inlay



24" or 30" High Base  
Stationary Bar Chair  
18"w x 16 3/4"d x 19 1/4"h Back Ht.

---

Side: 18"w x 17"d x 42"h

Arm: 26"w x 17"d x 42"h

Available in Oak, Cherry,  
Hard Maple, Brown Maple,  
Quarter-Sawn White Oak,  
Hickory, Walnut, Rustic Cherry  
and Rustic Hickory

Available with Wood, Leather  
or Fabric Seats

Also Available as Caster-  
Based Desk Chairs

---

*Shown in Quarter-Sawn White Oak  
with Michael's Cherry Stain*

# COLLINS

---



Side: 19"w x 17 ½"d x 38"h

Arm: 22"w x 17 ½"d x 38"h

Available in Oak, Cherry, Hard Maple, Brown Maple, Quarter-Sawn White Oak, Hickory, Walnut, Rustic Cherry and Rustic Hickory

Available with Wood, Leather or Fabric Seats


---

*Shown in Brown Maple with Golden Brown Stain*

# COSGROVE BARSTOOL



Tack Options



Seat Diameter: 16 1/2"

Overall Diameter: 18"

Available in 18", 24" and 30"h

Available in Oak, Cherry, Hard Maple, Brown Maple, Quarter-Sawn White Oak, Hickory, Walnut, Rustic Cherry and Rustic Hickory

Available with Wood, Leather or Fabric Seats

Swivel Seats are Standard

Tacks are Optional

*Shown in Brown Maple with Onyx Stain and Texas Leather (left)*

*Shown in Brown Maple with Onyx Stain and C8-7 Tuxedo Fabric (right)*



# COSGROVE BARSTOOL WITH EASTON TOP



## Tack Options

Seat Diameter: 16 ½"

Overall Base Diameter:  
18" Barstool 18 ½", 24" Barstool  
19" and 30" Barstool 19 ¾"

Available in 18", 24" and 30"h

Easton Top: 10"h

Available in Oak, Cherry,  
Hard Maple, Brown Maple,  
Quarter-Sawn White Oak,  
Hickory, Walnut, Rustic Cherry  
and Rustic Hickory

Available with Wood, Leather  
or Fabric Seats


Swivel Seats are Standard

Tacks are Optional

*Shown in Brown Maple with Golden  
Pecan Stain (left)*

*Shown in Brown Maple with Onyx Stain  
and C2-34 Melody Fabric (right)*

# CONNER



Through Tenon



24" or 30" High Base  
Stationary Bar Chair  
19"w x 17 1/2"d x 23 1/2"h  
Back Ht.



Desk Chair with  
Caswell Gas Lift

Side: 19"w x 17 1/2"d x 46"h

Arm: 25 1/4"w x 17 1/2"d x 46"h

Available in Oak, Cherry,  
Hard Maple, Brown Maple,  
Quarter-Sawn White Oak,  
Hickory, Walnut, Rustic Cherry  
and Rustic Hickory

Only Available with Leather  
or Fabric Seats

*Shown in Quarter-Sawn White Oak  
with FC 7992 Asbury Brown Stain*



# COUNTRY SHEAF

---



24" or 30" High Base  
Swivel Barstool  
19"w x 18"d x 23 1/2"h Back Ht.

---

Side: 19"w x 18"d x 39"h

Arm: 25"w x 18"d x 39"h

Available in Oak, Cherry,  
Hard Maple, Brown Maple,  
Hickory, Rustic Cherry and  
Rustic Hickory

Also Available as Caster-  
Based Desk Chairs

---

*Shown in Oak with FC 5591  
Golden Honey Stain*







# COUNTRY SHAKER

---



24" or 30" High Base  
Stationary Bar Chair  
18"w x 16 3/4"d x 19 1/4"h Back Ht.



24" or 30" High Base  
Swivel Barstool  
18"w x 17"d x 19 1/4"h Back Ht.

---

Side: 18"w x 17"d x 42"h

Arm: 25 1/2"w x 17"d x 42"h

Available in Oak, Cherry,  
Hard Maple, Brown Maple,  
Quarter-Sawn White Oak,  
Hickory, Walnut, Rustic Cherry  
and Rustic Hickory

Available with Wood, Leather  
or Fabric Seats

Also Available as Caster-  
Based Desk Chairs

---

*Shown with Iron Forge Table with True  
Reclaimed Barn Wood Top (left page)*

*Shown in Oak with Ebony Stain (left page)*

*Shown in Brown Maple with FC 7992  
Asbury Brown Stain (right page)*







# CRAYTON

---



Side: 18 ½"w x 16 ½"d x 36 ½"h

Available in Oak, Cherry, Hard Maple, Brown Maple, Quarter-Sawn White Oak, Hickory, Walnut, Rustic Cherry and Rustic Hickory

Deep Scoop Seats are Standard

---

*Shown with Crayton Table and Server in SP 168 Weathered Beige and FC 41610 Golden Pecan Stains (left page)*

*Shown in Brown Maple with Black Paint (left page)*

*Shown in Brown Maple with Weathered Tusk Stain (right page)*





# CUMBERLAND

---



Side: 19"w x 17 ½" d x 37" h

Arm: 24"w x 17 ½" d x 37" h

Available in Oak, Cherry,  
Hard Maple, Brown Maple,  
Quarter-Sawn White Oak,  
Hickory, Walnut, Rustic Cherry  
and Rustic Hickory

Available with Wood, Leather  
or Fabric Seats

---

*Shown with Cumberland Table (left page)*

*Shown in Oak with FC 47276  
Old Museum Stain (left page)*

*Shown in Brown Maple with  
Coffee Stain (right page)*

# DAMON

---



Side: 19"w x 17 ½" d x 38" h

Arm: 23 ½"w x 17 ½" d x 38" h

Available in Oak, Cherry,  
Hard Maple, Brown Maple,  
Quarter-Sawn White Oak,  
Hickory, Walnut, Rustic Cherry  
and Rustic Hickory


Available with Wood, Leather  
or Fabric Seats

---

*Shown in Oak with Earthtone Stain*



# DOUGLAS



24" or 30" High Base  
Stationary Bar Chair  
18 ¼" w x 16 ¾" d x 20 ½" h Back Ht.

Side: 18 ½" w x 17" d x 42" h

Arm: 25" w x 17" d x 42" h

Available in Oak, Cherry, Hard Maple, Brown Maple, Quarter-Sawn White Oak, Hickory, Walnut, Rustic Cherry and Rustic Hickory

Available with Wood, Leather or Fabric Seats

Also Available as Caster-Based Desk Chairs

*Shown in Quarter-Sawn White Oak with FC 7992 Asbury Brown Stain*







# DAWSON

---



---

Side: 19 1/2"w x 18"d x 39"h

Arm: 23 1/2"w x 18"d x 39"h

Available in Oak, Cherry, Hard Maple, Brown Maple, Quarter-Sawn White Oak, Hickory, Walnut, Rustic Cherry and Rustic Hickory

Available with Wood, Leather or Fabric Seats

---

*Shown with Dawson Table (left page)*

*Shown in Brown Maple with Grey Flannel Stain and C8-57 Coconut Fabric on Seat/Back and R1-54 Desert Fabric on Backside*





# DILLON BARSTOOL



## Tack Options

Seat Diameter: 16 1/2"

Overall Diameter: 18"

Available in 24" and 30"h

Available in Oak, Cherry, Hard Maple, Brown Maple, Quarter-Sawn White Oak, Hickory, Walnut, Rustic Cherry and Rustic Hickory

Available with Wood, Leather or Fabric Seats

Swivel Seats are Standard

Tacks are Optional

*Shown in Oak with Kona Stain and Black Leather with Optional Nickel Tacks (right page, left)*

*Shown in Brown Maple with Smoky Charcoal Stain and London Tan Leather (right page, right)*



# DURHAM BAR CHAIR

---



Seat Dimensions:  
16 ½"w x 12 ¾"d

Base Dimensions: 15" x 15"

Available in Oak, Cherry,  
Hard Maple, Brown Maple,  
Quarter-Sawn White Oak,  
Hickory, Walnut, Rustic Cherry  
and Rustic Hickory

Only Available with  
Stationary Wood Seats

---

*Shown in Walnut with Natural Finish*



# ELLINGTON - *Essential Dining Collection*

---



**24" or 30" High Base  
Stationary Bar Chair (Shown)**  
17"w x 16 1/2"d x 15"h Back Ht.

**24" or 30" High Base  
Swivel Barstool (Also Available)**  
18"w x 16 1/2"d x 15"h Back Ht.

---

Side: 18"w x 17"d x 36"h

Arm: 21"w x 17"d x 36"h

Available in Oak, Cherry,  
Hard Maple, Brown Maple,  
Quarter-Sawn White Oak,  
Hickory, Walnut, Rustic Cherry  
and Rustic Hickory

Available with Wood, Leather  
or Fabric Seats

---

*Shown in Brown Maple with 10749  
Autumn Leaf Stain*

# ELLIOTT DESK CHAIR

---



---

23"w x 19"d x 32"-37"h

Available in Oak, Cherry, Hard Maple, Brown Maple, Quarter-Sawn White Oak, Hickory, Walnut, Rustic Cherry and Rustic Hickory

Only Available with Leather or Fabric Seats and Backs

---

*Shown in Brown Maple with Earthtone Stain and Black Leather*



# ESPIN

---



---

Side: 25"w x 16"d x 28 ¼"h

Available in Oak, Cherry,  
Hard Maple, Brown Maple,  
Quarter-Sawn White Oak,  
Hickory, Walnut, Rustic Cherry  
and Rustic Hickory

Only Available with Wood Seat

---

*Shown in Brown Maple with  
Golden Pecan Stain*





# EMERSON

---



24" or 30" High Base  
Stationary Bar Chair  
20"w x 18"d x 13"h Back Ht.

---

Side: 20"w x 18"d x 34"h

Arm: 25 ½"w x 18"d x 34"h

Available in Oak, Cherry,  
Hard Maple, Brown Maple,  
Quarter-Sawn White Oak,  
Hickory, Walnut, Rustic Cherry  
and Rustic Hickory

Available with Wood, Leather  
or Fabric Seats and Backs

---

*Shown with Emerson Table (left page)*

*Shown in Brown Maple with Storm  
Grey Stain and C8-57 Coconut Fabric  
(left page)*


*Shown in Cherry with Earthtone Stain  
and C2-21 Canal Fabric (right page)*







# FENMORE



24" or 30" High Base  
Stationary Bar Chair  
19"w x 17"d x 17"h Back Ht.



Side: 19"w x 17 ½"d x 41"h

Arm: 24"w x 17 ½"d x 41"h

Available in Oak, Cherry,  
Hard Maple, Brown Maple,  
Quarter-Sawn White Oak,  
Hickory, Walnut, Rustic Cherry  
and Rustic Hickory

Available with Wood, Leather  
or Fabric Seats

*Shown with Fenmore Table (left page)*

*Shown in Quarter-Sawn White Oak with  
Smokehouse Stain (left page)*

*Shown in Cherry with Windsor Stain  
(right page)*

# FOLDING CHAIR

---



---

Side: 18 ½"w x 17"d x 32"h

Closed: 18 ½"w x 4 ½"d x 35"h

Available in Oak, Cherry, Hard Maple, Brown Maple, Quarter-Sawn White Oak, Hickory, Walnut, Rustic Cherry and Rustic Hickory

Available with Wood, Leather or Fabric Seats

---

*Shown in Brown Maple with FC 7992 Asbury Brown Stain and C8-13 Cotton Fabric*



# FRANKTON - *Essential Dining Collection*

---



24" or 30" High Base  
Stationary Bar Chair  
18"w x 16 1/2"d x 15"h Back Ht.



24" or 30" High Base  
Swivel Barstool  
18"w x 16 1/2"d x 15"h Back Ht.

---

Side: 18"w x 17"d x 36"h

Arm: 21"w x 17"d x 36"h

Available in Oak, Cherry,  
Hard Maple, Brown Maple,  
Quarter-Sawn White Oak,  
Hickory, Walnut, Rustic Cherry  
and Rustic Hickory

Available with Wood, Leather  
or Fabric Seats

---

*Shown in Brown Maple with 10749  
Autumn Leaf Stain*

# GRANT



24" or 30" High Base  
Stationary Bar Chair  
18 ¼" w x 17 ½" d x 20 ¾" h Back Ht.

24" or 30" High Base  
Swivel Barstool  
18 ¼" w x 17 ½" d x 20 ¾" h Back Ht.

Side: 18 ¼" w x 17 ½" d x 42" h

Arm: 25" w x 17 ½" d x 42" h

Available in Oak, Cherry,  
Hard Maple, Brown Maple,  
Quarter-Sawn White Oak,  
Hickory, Walnut, Rustic Cherry  
and Rustic Hickory

Available with Wood, Leather  
or Fabric Seats

Also Available as Caster-  
Based Desk Chairs

*Shown with Northern Woodcraft  
Grant Trestle Table (left page)*

*Shown in Quarter-Sawn White Oak  
with Michael's Cherry Stain*



# GRIFFIN BAR CHAIR

---



Dimensions: 16 ½" x 16 ½"

Available in 24" and 30"h

Available in Oak, Cherry, Hard Maple, Brown Maple, Quarter-Sawn White Oak, Hickory, Walnut, Rustic Cherry and Rustic Hickory

Available with Wood, Leather or Fabric Seats

---

*Shown in Oak with Kona Stain*

# HARPER

---



24" or 30" High Base  
Stationary Bar Chair  
19"w x 17 3/4"d x 19 1/2"h Back Ht.

---

Side: 19 1/2"w x 17 1/2"d x 38"h

Arm: 25"w x 17 1/2"d x 38"h

Available in Oak, Cherry,  
Hard Maple, Brown Maple,  
Quarter-Sawn White Oak,  
Hickory, Walnut, Rustic Cherry  
and Rustic Hickory

Available with Wood, Leather  
or Fabric Seats

---

*Shown in Cherry with FC N3176  
Malaguania Stain*



# HARRIS

---



24" or 30" High Base  
Stationary Bar Chair  
19"w x 17"d x 19 1/2"h Back Ht.



24" or 30" High Base  
Swivel Barstool  
19"w x 17"d x 19 1/2"h Back Ht.

---

Side: 19"w x 17"d x 38"h

Arm: 25"w x 17"d x 38"h

Available in Oak, Cherry,  
Hard Maple, Brown Maple,  
Quarter-Sawn White Oak,  
Hickory, Walnut, Rustic Cherry  
and Rustic Hickory

Available with Wood, Leather  
or Fabric Seats

---

*Shown in Brown Maple with FC N3173  
New Carrington Stain*

# HARVEST



Optional Bellville Legs



Optional Farmhouse Legs



Optional Trotter Legs



24" or 30" High Base Stationary Bar Chair  
19"w x 18"d x 19 1/2"h Back Ht.



24" or 30" High Stationary Bar Chair without Back  
16"w x 16"d

Side: 19"w x 18"d x 37"h

Arm: 23 1/2"w x 18"d x 37"h

Available in Oak, Cherry, Hard Maple, Brown Maple, Quarter-Sawn White Oak, Hickory, Walnut, Rustic Cherry and Rustic Hickory

Available with Wood, Leather or Fabric Seats

Also Available as Caster-Based Desk Chairs

*Shown in Quarter-Sawn White Oak with Michael's Cherry Stain*



# HASKIN BARSTOOL

---

Seat Dimensions: 14" Diameter

Base Dimensions:

18" Barstool 14 ¾" x 15 ½",

24" Barstool 15" x 16" and

30" Barstool 17 ½" x 18 ¼"

Available in 18", 24" and 30"h

Swivel and Stationary

Available in Oak, Cherry,  
Hard Maple, Brown Maple,  
Quarter-Sawn White Oak,  
Hickory, Walnut, Rustic Cherry  
and Rustic Hickory

Only Available with  
Wood Seats

---

*Shown in Cherry with Natural Finish*



18" Stationary Bar Chair



24" Swivel Barstool



30" Stationary Bar Chair





# IRON CRAFT BARSTOOL

---



Without Back



With Back

Seat Dimensions:  
19 ½"w x 15 ½"d

Overall Diameter: 21"

Back Height: 11"

24" Barstool Seat Height  
Adjusts from 22"-25",  
30" Barstool Seat Height  
Adjusts from 28"-31"

Available in Oak, Cherry,  
Hard Maple, Brown Maple,  
Quarter-Sawn White Oak,  
Hickory, Walnut, Rustic Cherry  
and Rustic Hickory

Only Available with Wood Seat

Base Only Available in Black

---

*Shown in Rustic Quarter-Sawn White Oak  
with Michael's Cherry Stain (left)*

*Shown in Quarter-Sawn White Oak with  
Driftwood Stain (right)*

# JANSEN - *Essential Dining Collection*

---



**24" or 30" High Base  
Stationary Bar Chair (Shown)**  
17"w x 16 ½"d x 15"h Back Ht.

**24" or 30" High Base  
Swivel Barstool (Also Available)**  
18"w x 16 ½"d x 15"h Back Ht.

---

Side: 18"w x 17"d x 36"h

Arm: 21"w x 17"d x 36"h

Available in Oak, Cherry,  
Hard Maple, Brown Maple,  
Quarter-Sawn White Oak,  
Hickory, Walnut, Rustic Cherry  
and Rustic Hickory

Available with Wood, Leather  
or Fabric Seats

---

*Shown in Brown Maple with 10749  
Autumn Leaf Stain*



# JUMBO BENT PADDLE

---



Side: 21"w x 18"d x 41"h

Arm: 23 ½"w x 18"d x 41"h

Available as 24" or 30"  
High Base Barstools

Available in Oak, Cherry  
and Brown Maple

Also Available as Caster-  
Based Desk Chairs

Deep Scoop Seats  
are Standard

---

*Shown in Oak with FC 5591  
Golden Honey Stain*

# KEELAN

---



24" or 30" High Base  
Stationary Bar Chair  
20"w x 18"d x 15"h Back Ht.

---

Side: 19"w x 19"d x 31 1/2"h

Available in Oak, Cherry,  
Hard Maple, Brown Maple,  
Quarter-Sawn White Oak,  
Hickory, Walnut, Rustic Cherry  
and Rustic Hickory

Only Available with Leather  
or Fabric Seats and Backs

---

*Shown in Oak with Grey Flannel Stain  
and R1-92 Masa Fabric*



# KENSINGTON



Side: 18"w x 16 ½"d x 41"h

Arm: 25 ½"w x 16 ½"d x 41"h

Available in Oak, Cherry, Hard Maple, Brown Maple, Quarter-Sawn White Oak, Hickory, Walnut, Rustic Cherry and Rustic Hickory

Available with Wood, Leather or Fabric Seats

---

*Shown in Quarter-Sawn White Oak with Copper Stain*







# KORBYN

---



---

Side: 21"w x 19"d x 37 ½"h

Available in Oak, Cherry, Hard Maple, Brown Maple, Quarter-Sawn White Oak, Hickory, Walnut, Rustic Cherry and Rustic Hickory

Only Available with Leather or Fabric Seats and Backs

---

*Shown with Brogan Table (left page)*

*Shown in Quarter-Sawn White Oak with FC 11434 Driftwood Stain and C8-64 Irish Fabric (left page)*

*Shown in Quarter-Sawn White Oak with Natural Finish and C8-64 Irish Fabric (right page)*

# LAMBERT BARSTOOL

---



Seat Dimensions: 16 ½" x 18"

Base Dimensions: 17 ½" x 17 ½"

Available in 24" and 30"h

Available in Oak, Cherry,  
Hard Maple, Brown Maple,  
Quarter-Sawn White Oak,  
Hickory, Walnut, Rustic Cherry  
and Rustic Hickory

Only Available with  
Wood Seats

---

*Shown in Brown Maple with Onyx Stain*



# LAMONT

---



---

Side: 19"w x 17 1/2"d x 38"h

Available in Oak, Cherry, Hard Maple, Brown Maple, Quarter-Sawn White Oak, Hickory, Walnut, Rustic Cherry and Rustic Hickory

Available with Wood, Leather or Fabric Seats

---

*Shown in Oak with Kona Stain*

# LAVEGA



24" or 30" High Base  
Stationary Bar Chair  
18 ½"w x 17"d x 20 ½"h Back Ht.

Side: 18 ½"w x 17"d x 42"h

Arm: 25"w x 17"d x 42"h

Available in Oak, Cherry,  
Hard Maple, Brown Maple,  
Quarter-Sawn White Oak,  
Hickory, Walnut, Rustic Cherry  
and Rustic Hickory

Available with Wood, Leather  
or Fabric Seats

Also Available as Caster-  
Based Desk Chairs

*Shown in Quarter-Sawn White Oak with  
Michael's Cherry Stain*



# LEXFORD

---



Side: 20"w x 17"d x 39"h

Arm: 22"w x 17"d x 39"h

Available in Oak, Cherry, Hard Maple, Brown Maple, Quarter-Sawn White Oak, Hickory, Walnut, Rustic Cherry and Rustic Hickory

Available with Wood, Leather or Fabric Seats

Also Available as Caster-Based Desk Chairs

---

*Shown in Cherry with FC 106 Acres Stain and 7-27 Grain Fabric*

# LIVINGSTON

---



24" or 30" High Base  
Stationary Bar Chair  
19 1/4"w x 17 1/4"d x 21"h Back Ht.



24" or 30" High Base  
Swivel Barstool  
19 1/4"w x 17 1/4"d x 21"h Back Ht.

---

Side: 19 1/2"w x 17"d x 41"h

Arm: 25 1/2"w x 17"d x 41"h

Available in Oak, Cherry,  
Hard Maple, Brown Maple,  
Quarter-Sawn White Oak,  
Hickory, Walnut, Rustic Cherry  
and Rustic Hickory

Available with Wood, Leather  
or Fabric Seats

Also Available as Caster-  
Based Desk Chairs

---

*Shown in Quarter-Sawn White Oak with  
FC 7992 Asbury Brown Stain*



# LOUISDALE - *Essential Dining Collection*

---



**24" or 30" High Base  
Stationary Bar Chair (Shown)**  
17"w x 16 1/2"d x 15"h Back Ht.

**24" or 30" High Base  
Swivel Barstool (Also Available)**  
18"w x 16 1/2"d x 15"h Back Ht.

---

Side: 18"w x 17"d x 36"h

Arm: 21"w x 17"d x 36"h

Available in Oak, Cherry,  
Hard Maple, Brown Maple,  
Quarter-Sawn White Oak,  
Hickory, Walnut, Rustic Cherry  
and Rustic Hickory

Available with Wood, Leather  
or Fabric Seats

---

*Shown in Brown Maple with 10749  
Autumn Leaf Stain*

# MADISON

---



24" or 30" High Base  
Stationary Bar Chair  
20"w x 17"d x 21"h Back Ht.



24" or 30" High Base  
Swivel Barstool  
20"w x 17"d x 21"h Back Ht.

---

Side: 20"w x 17"d x 41"h

Arm: 25 ½"w x 17"d x 41"h

Available in Oak, Cherry,  
Hard Maple, Brown Maple,  
Quarter-Sawn White Oak,  
Hickory, Walnut, Rustic Cherry  
and Rustic Hickory

Available with Wood, Leather  
or Fabric Seats

Also Available as Caster-  
Based Desk Chairs

Available with Optional  
Deep Scoop Seats

---

*Shown in Cherry with Washington Stain*



# MARBURY - *Essential Dining Collection*

---



24" or 30" High Base  
Stationary Bar Chair  
17"w x 16 1/2"d x 15"h Back Ht.



24" or 30" High Base  
Swivel Barstool  
18"w x 16 1/2"d x 15"h Back Ht.

---



Side: 18"w x 17"d x 38"h

Arm: 21"w x 17"d x 38"h

Available in Oak, Cherry,  
Hard Maple, Brown Maple,  
Quarter-Sawn White Oak,  
Hickory, Walnut, Rustic Cherry  
and Rustic Hickory

Available with Wood, Leather  
or Fabric Seats

---

*Shown in Brown Maple with Seat in  
FC 7695 Copper Stain and Frame in  
FC 230 Onyx Stain*

# MESA



24" or 30" High Base  
Stationary Bar Chair  
18 1/2"w x 17"d x 21"h Back Ht.



24" or 30" High Base  
Swivel Barstool  
18 1/2"w x 17"d x 21"h Back Ht.

Side: 18 1/2"w x 17"d x 42"h

Arm: 25 1/2"w x 17"d x 42"h

Available in Oak, Cherry,  
Hard Maple, Brown Maple,  
Quarter-Sawn White Oak,  
Hickory, Walnut, Rustic Cherry  
and Rustic Hickory

Available with Wood, Leather  
or Fabric Seats

Also Available as Caster-  
Based Desk Chairs

*Shown in Quarter-Sawn White Oak  
with Michael's Cherry Stain*



# MILL VALLEY

---



24" or 30" High Base  
Stationary Bar Chair  
19"w x 17 1/4"d x 20"h Back Ht.

---

Side: 20"w x 17"d x 42"h

Arm: 25 1/2"w x 17"d x 42"h

Available in Oak, Cherry,  
Hard Maple, Brown Maple,  
Quarter-Sawn White Oak,  
Hickory, Walnut, Rustic Cherry  
and Rustic Hickory

Available with Wood, Leather  
or Fabric Seats

Also Available as Caster-  
Based Desk Chairs

---

*Shown in Quarter-Sawn White Oak  
with Michael's Cherry Stain*







# NILES

---



---

Side: 19"w x 18"d x 36"h

Available in Oak, Cherry, Hard Maple, Brown Maple, Quarter-Sawn White Oak, Hickory, Walnut, Rustic Cherry and Rustic Hickory

Only Available with Leather or Fabric Seats and Backs

---

*Shown with Niles Table (left page)*

*Shown in Oak with Antique Slate Stain and 28-28 Linen Fabric (left page)*

*Shown in Oak with Ebony Stain and C8-56 Spray Fabric (right page)*








# NORTH STAR

---



Metal Color Options

---

Side: 18 ½"w x 16"d x 36 ½"h

Available in Oak, Cherry, Hard Maple, Brown Maple, Quarter-Sawn White Oak, Hickory, Walnut, Rustic Cherry and Rustic Hickory

---

*Shown with North Star Table and Server (left page)*

*Shown in Quarter-Sawn White Oak with Dark Knight Stain, U3-31 Onyx Fabric and Tex Black Metal Back*

# MODESTO

---



24" or 30" High Base  
Stationary Bar Chair  
18"w x 17"d x 18 1/2"h Back Ht.



24" or 30" High Base  
Swivel Barstool  
18"w x 17"d x 18 1/2"h Back Ht.

---

Side: 18"w x 17"d x 42 1/2"h

Arm: 25 1/2"w x 17"d x 42 1/2"h

Available in Oak, Cherry,  
Hard Maple, Brown Maple,  
Quarter-Sawn White Oak,  
Hickory, Walnut, Rustic Cherry  
and Rustic Hickory

Available with Wood, Leather  
or Fabric Seats

Also Available as Caster-  
Based Desk Chairs

---

*Shown in Quarter-Sawn White Oak  
with Michael's Cherry Stain and  
Bomber Brown Leather*



# PARKLAND

---



Optional Deep Scoop Seats



24" or 30" High Base  
Stationary Bar Chair  
20"w x 17"d x 21"h Back Ht.

---

Side: 20"w x 18"d x 41"h

Arm: 25 ½"w x 18"d x 41"h

Available in Oak, Cherry,  
Hard Maple, Brown Maple,  
Quarter-Sawn White Oak,  
Hickory, Walnut, Rustic Cherry  
and Rustic Hickory

Available with Wood, Leather  
or Fabric Seats

Also Available as Caster-  
Based Desk Chairs

---

*Shown in Walnut with Natural Finish*







# PALMER

---



---

Side: 18 ½"w x 17"d x 39 ½"h

Arm: 23 ½"w x 17"d x 39 ½"h

Available in Oak, Cherry,  
Hard Maple, Brown Maple,  
Quarter-Sawn White Oak,  
Hickory, Walnut, Rustic Cherry  
and Rustic Hickory

Only Available with Leather  
or Fabric Seats and Backs

---

*Shown with Carmen Table (left page)*

*Shown in Oak with Antique Slate Stain  
and Dakota Moondust Fabric (left page)*

*Shown in Brown Maple with Asbury Stain  
and 28-23 Rink Fabric (right page)*

# PORTAGE BARSTOOL

---

Dimensions: 18 ½"w x 12"d

Available in 24" and 30"h

Available in Oak, Cherry, Hard Maple, Brown Maple, Quarter-Sawn White Oak, Hickory, Walnut, Rustic Cherry and Rustic Hickory

---



Swivel Barstool



Stationary Bar Chair


*Shown in Brown Maple with Coffee Stain (left)*

*Shown in Brown Maple with Golden Brown Stain (right)*



# REGAL

---



Metal Color Options



---

Side: 18 1/2"w x 16"d x 36 1/2"h

Available in Oak, Cherry, Hard Maple, Brown Maple, Quarter-Sawn White Oak, Hickory, Walnut, Rustic Cherry and Rustic Hickory

Available with Wood, Leather or Fabric Seats

---

*Shown in Cherry with Earthtone Stain and Gold Metal Back*







# ROANOKE

---



---

Side: 20 ½"w x 18"d x 41 ½"h

Available in Oak, Cherry, Hard Maple, Brown Maple, Quarter-Sawn White Oak, Hickory, Walnut, Rustic Cherry and Rustic Hickory

Only Available with Leather or Fabric Seats and Backs

---

*Shown with Roanoke Table (left page)*

*Shown in Brown Maple with Rich Tobacco Stain and C2-10 Stew Fabric (left page)*

*Shown in Oak with Light Smoke Stain with Liming Wax and A3825-Licorice Fabric (right page, left)*

*Shown in Brown Maple with Rich Tobacco Stain and 4-130 Oatmeal Fabric (right page, right)*

# ROOSEVELT

---



---

Side: 24"w x 18"d x 37"h

Available in Oak, Cherry, Hard Maple, Brown Maple, Quarter-Sawn White Oak, Hickory, Walnut, Rustic Cherry and Rustic Hickory

Only Available with Leather or Fabric Seats and Backs

---

*Shown in Brown Maple with Kona Stain and 31-18 Alaska Fabric (left)*

*Shown in Brown Maple with Rich Tobacco Stain and 25-17 Danville Fabric (right)*



# SAWYER



Side: 18 ¼"w x 17 ½"d x 38"h

Arm: 25"w x 17 ½"d x 38"h

Available in Oak, Cherry, Hard Maple, Brown Maple, Quarter-Sawn White Oak, Hickory, Walnut, Rustic Cherry and Rustic Hickory


Available with Wood, Leather or Fabric Seats

Vintage Circular-Sawn is Standard

*Shown in Quarter-Sawn White Oak with Lite Asbury Stain and Black Tincture Finish*

# SINCLAIR

---



Metal Color Options



---

Side: 18 ½"w x 16"d x 36 ½"h

Available in Oak, Cherry, Hard Maple, Brown Maple, Quarter-Sawn White Oak, Hickory, Walnut, Rustic Cherry and Rustic Hickory

Available with Wood, Leather or Fabric Seats

---

*Shown in Oak with Old Museum Stain and Silver Metal Back*



# SOMERSET

---



24" or 30" High Base  
Stationary Bar Chair  
19"w x 17 1/2"d x 19 1/4" h Back Ht.



24" or 30" High Base  
Swivel Barstool  
19"w x 17 1/2"d x 19 1/4" h Back Ht.

---

Side: 19 1/2"w x 17 1/2"d x 38"h

Arm: 25"w x 17 1/2"d x 38"h

Available in Oak, Cherry,  
Hard Maple, Brown Maple,  
Quarter-Sawn White Oak,  
Hickory, Walnut, Rustic Cherry  
and Rustic Hickory

Available with Wood, Leather  
or Fabric Seats

---

*Shown in Cherry with FC 9090  
Chocolate Spice Stain*

# SPRING MEADOW PRESSBACK

---



24" or 30" High Base  
Swivel Barstool  
22"w x 18"d x 22"h Back Ht.

---

Side: 22"w x 18"d x 37"h

Arm: 25"w x 18"d x 37"h

Available in Oak and Cherry

Also Available as Caster-  
Based Desk Chairs

---

*Shown in Oak with FC 5591  
Golden Honey Stain*



# TOSKY BAR CHAIR

---



Seat Dimensions:  
16 ½"w x 12 ¾"d

Base Dimensions: 15" x 15"

Available in 24" and 30"h

Available in Oak, Cherry,  
Hard Maple, Brown Maple,  
Quarter-Sawn White Oak,  
Hickory, Walnut, Rustic Cherry  
and Rustic Hickory

Only Available with  
Stationary Wood Seats

---

*Shown in Brown Maple with  
FC 10944 Tavern Stain*





# TIFTON



**Optional Live Edge**  
(Only Available in Brown Maple,  
Cherry and Walnut)



**24" or 30" High Base  
Stationary Bar Chair**  
21"w x 17 1/2"d x 20 3/4"h Back Ht.

Side: 21"w x 17 1/2"d x 40 1/2"h

Arm: 25 1/2"w x 17 1/2"d x 40 1/2"h

Available in Oak, Cherry,  
Hard Maple, Brown Maple,  
Quarter-Sawn White Oak,  
Hickory, Walnut, Rustic Cherry  
and Rustic Hickory

Available with Wood, Leather  
or Fabric Seats

Also Available as Caster-  
Based Desk Chairs

*Shown with Tifton Table (left page)*

*Shown in Rustic Cherry with Michael's  
Cherry Stain (left page)*

*Shown in Brown Maple with Onyx Stain  
(right page)*





# VINSON

---



---

Side: 19"w x 18 ½"d x 32"h

Available in Oak, Cherry, Hard Maple, Brown Maple, Quarter-Sawn White Oak, Hickory, Walnut, Rustic Cherry and Rustic Hickory

Only Available with Leather or Fabric Seats and Backs

---

*Shown with Vinson Table (left page)*

*Shown in Cherry with FC 104 Chestnut Stain and Black Leather (left page)*

*Shown in Cherry with FC 104 Chestnut Stain and C2-35 Royal Fabric (right page, left)*

*Shown in Brown Maple with FC 7992 Asbury Stain and Nomad Snow Fabric (right page, right)*

# VINTAGE MISSION

---



24" or 30" High Base  
Stationary Bar Chair  
18"w x 18"d x 19"h Back Ht.



24" or 30" High Base  
Swivel Barstool  
18"w x 18"d x 19"h Back Ht.

---

Side: 18"w x 18"d x 42 ½"h

Arm: 25"w x 18"d x 42 ½"h

Available in Oak, Cherry,  
Hard Maple, Brown Maple,  
Quarter-Sawn White Oak,  
Hickory, Walnut, Rustic Cherry  
and Rustic Hickory

Available with Wood, Leather  
or Fabric Seats

Also Available as Caster-  
Based Desk Chairs

---

*Shown in Oak with  
Old World Mission Stain*



# WELLSBURG

---



Side: 19"w x 17 ½"d x 41"h

Arm: 24"w x 17 ½"d x 41"h

Available in Oak, Cherry,  
Hard Maple, Brown Maple,  
Hickory, Walnut, Rustic Cherry  
and Rustic Hickory

Available with Wood, Leather  
or Fabric Seats

---

*Shown in Cherry with Antique Slate Stain  
and 23-9 Turbo Fabric*

# WESCOTT

---



24" or 30" High Base  
Stationary Bar Chair  
20 1/2"w x 18"d x 12 1/2"h Back Ht.

---

Side: 20 1/2"w x 18"d x 37"h

Arm: 23 1/2"w x 18"d x 37"h

Available in Oak, Cherry,  
Hard Maple, Brown Maple,  
Quarter-Sawn White Oak,  
Hickory, Walnut, Rustic Cherry  
and Rustic Hickory

Only Available with Leather  
or Fabric Seats and Backs

---

*Shown in Cherry with Rich Tobacco Stain  
and 23-9 Turbo Fabric*



# WEST LAKE

---



Rope Moulding



24" or 30" High Base  
Stationary Bar Chair  
18"w x 18"d x 19"h  
Back Ht.



24" or 30" High Base  
Swivel Barstool  
18"w x 18"d x 19"h  
Back Ht.

---

Side: 18"w x 18"d x 41 ½"h

Arm: 25"w x 18"d x 41 ½"h

Available in Oak, Cherry,  
Hard Maple, Brown Maple,  
Quarter-Sawn White Oak,  
Hickory, Walnut, Rustic Cherry  
and Rustic Hickory

Available with Wood, Leather  
or Fabric Seats

Also Available as Caster-  
Based Desk Chairs

---

*Shown in Quarter-Sawn White Oak  
with Michael's Cherry Stain*







# WILTON

---



Side: 18 ½"w x 16 ½"d x 30"h

Available in Oak, Cherry, Hard Maple, Brown Maple, Quarter-Sawn White Oak, Hickory, Walnut, Rustic Cherry and Rustic Hickory

Available with Wood, Leather or Fabric Seats

---

*Shown with Wilton Table (left page)*

*Shown in Walnut with Natural Finish and Black Leather (left page)*

*Shown in Brown Maple with FC 47276 Old Museum Stain (right page, left)*

*Shown in Brown Maple with Ebony Stain and C16-15 Ocean Fabric (right page, right)*

# WINSLOW BARSTOOL



Stationary Bar Chair



Swivel Barstool

Dimensions: 19 ½"w x 14"d

Available in 24" and 30"h

Available in Oak, Cherry, Hard Maple, Brown Maple, Quarter-Sawn White Oak, Hickory, Walnut, Rustic Cherry and Rustic Hickory

Only Available with Wood Seat

*Shown in Brown Maple with Asbury Stain (left)*

*Shown in Brown Maple with Coffee Stain (right)*



# WYNDLOT



Tack Options



24 1/2"w x 19"d x 42"-47"h

Available in Oak, Cherry, Hard Maple, Brown Maple, Quarter-Sawn White Oak, Hickory, Walnut, Rustic Cherry and Rustic Hickory

Only Available with Leather or Fabric Seats and Backs

Tacks are Standard

*Shown in Quarter-Sawn White Oak with Asbury Stain and Black Leather with Nickel Tacks*

# YORKTOWN

---



24" or 30" High Base  
Stationary Bar Chair  
19"w x 18"d x 20"h Back Ht.



24" or 30" High Base  
Swivel Barstool  
19"w x 18"d x 20"h Back Ht.

---

Side: 18"w x 18"d x 42 ½"h

Arm: 25"w x 18"d x 42 ½"h

Available in Oak, Cherry,  
Hard Maple, Brown Maple,  
Quarter-Sawn White Oak,  
Hickory, Walnut, Rustic Cherry  
and Rustic Hickory

Available with Wood, Leather  
or Fabric Seats

---

*Shown in Brown Maple with Seat  
in FC 12108 S-14 Stain and Frame  
in FC 230 Onyx Stain*



# BELLINGHAM

---



36" Long Bench (shown): 43 ½"w x 17"d x 42 ½"h

48" Long Bench: 55 ½"w x 17"d x 42 ½"h

Available in Oak, Cherry, Hard Maple, Brown Maple, Quarter-Sawn White Oak, Hickory, Walnut, Rustic Cherry and Rustic Hickory

Available with Wood, Leather or Fabric Seats

---

*Shown in Brown Maple with Black Paint and Rub Through*

# CHEVRON

---



Sizes: 36", 42", 48", 54", 60", 66" and 72" w

Dimensions: 18"d x 35 ½"h

Center Leg on Benches 60" and Longer

Available in Oak, Cherry, Hard Maple, Brown Maple, Quarter-Sawn White Oak, Hickory, Walnut, Rustic Cherry and Rustic Hickory

Only Available with Leather or Fabric Seats and Backs

---

*Shown in Brown Maple with Onyx Stain and C2-34 Melody Fabric*

# COLEBROOK

---



36" Long Bench: 43 ½"w x 17"d x 42 ½"h

48" Long Bench: 55 ½"w x 17"d x 42 ½"h

Available in Oak, Cherry, Hard Maple, Brown Maple, Quarter-Sawn White Oak, Hickory, Walnut, Rustic Cherry and Rustic Hickory

Available with Wood, Leather or Fabric Seats

---

*Shown in Quarter-Sawn White Oak with Michael's Cherry Stain*

# MODESTO

---



36" Long Bench: 40 ½"w x 17"d x 42 ½"h

48" Long Bench: 52 ½"w x 17"d x 42 ½"h

Available in Oak, Cherry, Hard Maple, Brown Maple, Quarter-Sawn White Oak, Hickory, Walnut, Rustic Cherry and Rustic Hickory

Available with Wood, Leather or Fabric Seats

---

*Shown in Quarter-Sawn White Oak with Michael's Cherry Stain*



# OLD TRADITIONS

---



Sizes: 14" x 42", 14" x 48" and 14" x 54"

Available in Oak, Cherry, Hard Maple, Brown Maple, Quarter-Sawn White Oak, Hickory, Walnut, Rustic Cherry and Rustic Hickory

---

*Shown in Oak with True Reclaimed Barn Wood Top. Top Shown in Natural Finish and Base Shown in White Paint with Warm Brown Glaze, Distressed*

# TIFTON

---



Sizes: 13" x 42", 13" x 48", 13" x 54", 13" x 60", 13" x 66", 13" x 72", 13" x 84", 13" x 96" and 13" x 108"

Center Leg on Benches 96" and Longer

Available in Cherry, Brown Maple, Walnut and Rustic Cherry

1 3/8" Live Edge Top is Standard, Also Available without Live Edge

---

*Shown in Rustic Cherry with Michael's Cherry Stain*

# WEST LAKE

---



36" Long Bench:  
43 ½"w x 17"d x 41 ½"h

48" Long Bench:  
55 ½"w x 17"d x 41 ½"h

Available in Oak, Cherry, Hard Maple, Brown Maple, Quarter-Sawn White Oak, Hickory, Walnut, Rustic Cherry and Rustic Hickory

Available with Wood, Leather or Fabric Seats

---

*Shown in Quarter-Sawn White Oak with Michael's Cherry Stain*



# BROGAN

---

Sizes: 42" and 48" Diameter with up to Two Leaves

Available in Oak, Cherry, Hard Maple, Brown Maple, Quarter-Sawn White Oak, Hickory, Walnut, Rustic Cherry and Rustic Hickory

Mission Edge is Standard



*Shown in Oak with Ebony Stain*





# BILTON

---

Sizes: 42" x 72" and 48" x 72" with up to Four 12" Leaves

Base Sizes: 42" Width is 19" x 36" and 48" Width is 24" x 36"

Self Store Available: 42" and 48" Width Stores Two Leaves with and without Skirts

Available in Oak, Cherry, Hard Maple, Brown Maple, Quarter-Sawn White Oak, Hickory, Walnut, Rustic Cherry and Rustic Hickory

Mission Edge is Standard




*Shown with Roanoke Chairs (left page)*

*Shown in Brown Maple with Driftwood Stain and C2-46 Exotic Fabric (left page)*

*Shown in Brown Maple with Tavern Stain (right page)*

# CALLAWAY



Sizes: 42" x 42" and 48" x 48" with up to Two Leaves or 54" x 54" with Solid Top Only

Base Sizes: 42" Width is 21" x 21" and 48" Width is 25" x 25"

Available in Oak, Cherry, Hard Maple, Brown Maple, Quarter-Sawn White Oak, Hickory, Walnut, Rustic Cherry and Rustic Hickory

Mission Edge is Standard



*Shown in Brown Maple with Golden Pecan Stain*



# CARMEN

---

Sizes: 42" x 72" and 48" x 72" with up to Four 12" Leaves

Self Store Available: 42" x 72" Stores Two Leaves with and without Skirts, 48" x 72" Stores Four Leaves without Skirts

Available in Oak, Cherry, Hard Maple, Brown Maple, Quarter-Sawn White Oak, Hickory, Walnut, Rustic Cherry and Rustic Hickory

Square Top and Mission Edge are Standard



*Shown in Brown Maple with Briar Stain*

# CRAYTON

---

Sizes: 42" x 60", 42" x 66", 42" x 72", 48" x 60", 48" x 66" and 48" x 72" with up to Nine 12" Leaves

Self Store Available: 42" and 48" Width Stores Two Leaves with and without Skirts

Available in Oak, Cherry, Hard Maple, Brown Maple, Quarter-Sawn White Oak, Hickory, Walnut, Rustic Cherry and Rustic Hickory

½" Roundover Edge is Standard



*Shown in Brown Maple with Almond Stain on Top  
and Weathered Tusk Stain on Base*



# CUMBERLAND



Sizes: 42" x 60", 42" x 66", 42" x 72", 48" x 60", 48" x 66" and 48" x 72" with up to Nine 12" Leaves

Self Store Available: 42" and 48" Width Stores Two Leaves with and without Skirts

Available in Oak, Cherry, Hard Maple, Brown Maple, Quarter-Sawn White Oak, Hickory, Walnut, Rustic Cherry and Rustic Hickory

½" Roundover Edge is Standard



*Shown in Brown Maple with Coffee Stain*

# DAWSON

---

Sizes: 42" and 48" Diameter with up to Two Leaves

Base Size: 28 ½" x 28 ½"

Available in Oak, Cherry, Hard Maple, Brown Maple, Quarter-Sawn White Oak, Hickory, Walnut, Rustic Cherry and Rustic Hickory

Mission Edge is Standard



*Shown in Brown Maple with Grey Flannel Stain*



# EMERSON



Sizes: 42" and 48" Diameter with up to Two Leaves or 54", 60" and 72" Round Solid Top, Available in 30", 36" and 42"h

Base Sizes: 36" and 42" have 23" Diameter, 48" has 26" Diameter, 54" has 29" Diameter, 60" has 33" Diameter, 66" has 36" Diameter and 72" has 39" Diameter

Available in Oak, Cherry, Hard Maple, Brown Maple, Quarter-Sawn White Oak, Hickory, Walnut, Rustic Cherry and Rustic Hickory

Mission Edge is Standard



*Shown in Rustic Cherry  
with Earthtone Finish (left)*



*Shown in Brown Maple  
with Briar Stain (right)*

# FENMORE



Sizes: 42" x 60", 42" x 66", 42" x 72", 48" x 60", 48" x 66" and 48" x 72" with up to Nine 12" Leaves

Self Store Available: 42" and 48" Width Stores Two Leaves with and without Skirts

Available in Oak, Cherry, Hard Maple, Brown Maple, Quarter-Sawn White Oak, Hickory, Walnut, Rustic Cherry and Rustic Hickory

1/2" Roundover Edge is Standard



*Shown in Cherry with Malaguania Stain*



# IRON CRAFT PUB

---

Sizes: 42" and 48" Diameter with up to Two Leaves, Available in 36" and 42"h

Base Size: 25" x 25"

Available in Oak, Cherry, Hard Maple, Brown Maple, Quarter-Sawn White Oak, Hickory, Walnut, Rustic Cherry and Rustic Hickory

Mission Edge is Standard



*Shown in Brown Maple with Kona Stain*

# IRON FORGE

---

Sizes: 42" x 66", 42" x 72", 48" x 66" and 48" x 72" with Solid Top Only

Base Size: 27" x 47"

Standard Top: 1 ¼" Thick Live Edge, Available in Cherry, Brown Maple, Walnut and Rustic Cherry


Optional Top: 1 ¼" Thick Clean Edge, Available in Oak, Cherry, Hard Maple, Brown Maple, Quarter-Sawn White Oak, Hickory, Walnut, Rustic Cherry and Rustic Hickory



*Shown in Walnut with Natural Finish,  
Cast Iron Base Only Available in Black*



# NORTH STAR



Metal Color Options

Sizes: 42" x 72" and 48" x 72" with up to Four 12" Leaves

Available in Oak, Cherry, Hard Maple, Brown Maple, Quarter-Sawn White Oak, Hickory, Walnut, Rustic Cherry and Rustic Hickory



*Shown in Quarter-Sawn White Oak with  
Dark Knight Stain and Tex Black Metal*

# NILES

---

Sizes: 42" and 48" Diameter with up to Two Leaves or 54" Round with One Leaf

Base Size: 34" x 34"

Available in Oak, Cherry, Hard Maple, Brown Maple, Quarter-Sawn White Oak, Hickory, Walnut, Rustic Cherry and Rustic Hickory

½" Roundover Edge is Standard



*Shown in Oak with Ebony Stain*



# NILES DOUBLE PEDESTAL

---

Sizes: 42" x 72" and 48" x 72" with up to Four 12" Leaves

Base Size: 24" x 37"

Available in Oak, Cherry, Hard Maple, Brown Maple, Quarter-Sawn White Oak, Hickory, Walnut, Rustic Cherry and Rustic Hickory



*Shown in Brown Maple with Sandstone Stain*

# OLD TRADITIONS



Sizes: 42" x 60", 42" x 66", 42" x 72", 48" x 60", 48" x 66" and 48" x 72"  
with Solid Top Only

Available in Oak, Cherry, Hard Maple, Brown Maple, Quarter-Sawn  
White Oak, Hickory, Walnut, Rustic Cherry and Rustic Hickory


Also Available with 1" Smooth Top



*Shown in Oak with True Reclaimed Barn Wood Top. Top Shown in Natural Finish  
and Base Shown in White Paint with Warm Brown Glaze, Distressed*



# REGAL



Metal Color Options



Sizes: 42" x 72" and 48" x 72" with up to Four 12" Leaves

Base Size: 21" x 45"

Self Store Available: 42" and 48" Width Stores Four Leaves without Skirts

Available in Oak, Cherry, Hard Maple, Brown Maple, Quarter-Sawn White Oak, Hickory, Walnut, Rustic Cherry and Rustic Hickory

1" Thick Top and Mission Edge are Standard



*Shown in Cherry with Earthtone Stain and Gold Metal Base*

# ROANOKE

---

Sizes: 42" x 60", 42" x 66", 42" x 72", 48" x 60", 48" x 66" and 48" x 72" with up to Nine 12" Leaves

Self Store Available: 42" and 48" Width Stores Two Leaves with and without Skirts

Available in Oak, Cherry, Hard Maple, Brown Maple, Quarter-Sawn White Oak, Hickory, Walnut, Rustic Cherry and Rustic Hickory

1" Thick Top and ½" Roundover Edge are Standard



*Shown in Brown Maple with Rich Tobacco Stain*



# SAWYER



Sizes: 42" x 72" and 48" x 72" with up to Four 12" Leaves

Self Store Available: 42" Width Stores Two Leaves with Skirts,  
48" Width Stores Two Leaves without Skirts


Available in Oak, Cherry, Hard Maple, Brown Maple, Quarter-Sawn  
White Oak, Hickory, Walnut, Rustic Cherry and Rustic Hickory

1 1/2" Top with Vintage Circular-Sawn and Mission Edge are Standard,  
Also Available with Smooth Top



*Shown in Quarter-Sawn White Oak with  
Lite Asbury Stain and Black Tincture Finish*

# SINCLAIR



Metal Color Options



Sizes: 42" x 72" and 48" x 72" with up to Four 12" Leaves

Self Store Available: 42" and 48" Width Stores Four Leaves without Skirts

Available in Oak, Cherry, Hard Maple, Brown Maple, Quarter-Sawn White Oak, Hickory, Walnut, Rustic Cherry and Rustic Hickory

1" Thick Top and Beveled Edge are Standard



*Shown in Oak with Old Museum Stain and Silver Metal Base*

# VINSON



Sizes: 42" x 60", 42" x 66", 42" x 72", 48" x 60", 48" x 66" and 48" x 72"  
with up to Four 12" Leaves

Available in Oak, Cherry, Hard Maple, Brown Maple, Quarter-Sawn  
White Oak, Hickory, Walnut, Rustic Cherry and Rustic Hickory

1" Thick Top and Mission Edge are Standard



*Shown in Cherry with Chestnut Stain*



# TIFTON

---

Sizes: 42" x 72", 42" x 84", 42" x 96", 42" x 108", 42" x 120", 48" x 72", 48" x 84", 48" x 96", 48" x 108" and 48" x 120"

Base Sizes: 42" and 48" Widths are 26" Wide, 72", 84" and 96" Lengths are 46" Long, 108" and 120" Lengths are 81" Long

Standard Top: 1 1/4" Thick Live Edge, Available in Cherry, Brown Maple, Walnut and Rustic Cherry

Optional Top: 1 1/4" Thick Clean Edge, Available in Oak, Cherry, Hard Maple, Brown Maple, Quarter-Sawn White Oak, Hickory, Walnut, Rustic Cherry and Rustic Hickory



*Shown in Walnut with Natural Finish*

# TIFTON ROUND

---

Sizes: 30"h with 42", 48", 54" and 60" Diameter or 36"h and 42"h with 42" and 48" Diameter

Base Sizes: 42" and 48" are 29" x 29", 54" and 60" are 46" x 46"

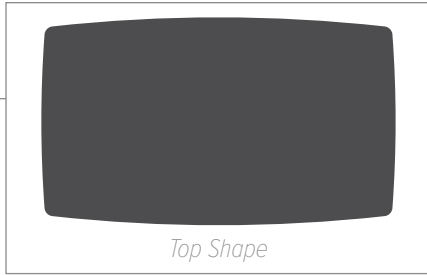
Available in Oak, Cherry, Hard Maple, Brown Maple, Quarter-Sawn White Oak, Hickory, Walnut, Rustic Cherry and Rustic Hickory

1 ¼" Top and Mission Edge are Standard



*Shown in Rustic Cherry with Cotswold Stain*

# WILTON



Sizes: 42" x 60", 42" x 66", 42" x 72", 48" x 60", 48" x 66" and 48" x 72" with up to Four 12" Leaves

Available in Oak, Cherry, Hard Maple, Brown Maple, Quarter-Sawn White Oak, Hickory, Walnut, Rustic Cherry and Rustic Hickory

1" Thick Top, Shape Shown and Mission Edge are Standard



*Shown in Brown Maple with Old Museum Stain*



# CRAYTON SERVER

---

Sizes: 58 ½"w x 17 ¾"d x 40 ½"h and 70 ½"w x 17 ¾"d x 40 ½"h


2 Drawers and 2 Doors are Standard

Available in Oak, Cherry, Hard Maple, Brown Maple, Quarter-Sawn White Oak, Hickory, Walnut, Rustic Cherry and Rustic Hickory



*Shown in Brown Maple with Almond Stain on Top  
and Weathered Tusk Stain on Base*

# NORTH STAR SERVER



Metal Color Options

Sizes: 36"w x 20 1/2"d x 33"h, 54"w x 20 1/2"d x 33"h and 72"w x 20 1/2"d x 33"h

Available in Oak, Cherry, Hard Maple, Brown Maple, Quarter-Sawn White Oak, Hickory, Walnut, Rustic Cherry and Rustic Hickory



*Shown in Quarter-Sawn White Oak with Dark Knight Stain,  
Tervaggio Insert and Tex Black Metal*

# OLD TRADITIONS SERVER

---

Sizes: 20"d x 48"w x 36"h, 20"d x 54"w x 36"h and 20"d x 60"w x 36"h

3 Drawers are Standard

Available in Oak, Cherry, Hard Maple, Brown Maple, Quarter-Sawn White Oak, Hickory, Walnut, Rustic Cherry and Rustic Hickory

Also Available with 1" Smooth Top




*Shown in Oak with True Reclaimed Barn Wood Top. Top Shown in Natural Finish and Base Shown in White Paint with Warm Brown Glaze, Distressed*

RH Yoder, LLC 153



# REGAL SERVER



Metal Color Options




Sizes: 54"w x 20 1/2"d x 33"h and 72"w x 20 1/2"d x 33"h

Available in Oak, Cherry, Hard Maple, Brown Maple, Quarter-Sawn White Oak, Hickory, Walnut, Rustic Cherry and Rustic Hickory



*Shown in Cherry with Earthtone Stain and Gold Metal Base*

# REGAL DESIGNER SERVER



Metal Color Options

Sizes: 36"w x 20 1/2"d x 33"h, 54"w x 20 1/2"d x 33"h and 72"w x 20 1/2"d x 33"h


Available in Oak, Cherry, Hard Maple, Brown Maple, Quarter-Sawn White Oak, Hickory, Walnut, Rustic Cherry and Rustic Hickory



*Shown in Brown Maple with Briar Stain,  
Asabi Door Insert and Silver Metal*



# SINCLAIR SERVER



Metal Color Options



Sizes: 72"w x 20 1/2"d x 33"h

Available in Oak, Cherry, Hard Maple, Brown Maple, Quarter-Sawn White Oak, Hickory, Walnut, Rustic Cherry and Rustic Hickory



*Shown in Oak with Old Museum Stain and Silver Metal Base*



# CUSTOMER MATERIAL REQUIREMENTS

Acadia _____	1 ½ yds.
Allerton Bar Chair _____	¾ yd.
Bayfield _____	1 yd.
Bow River _____	2 yds.
Bradbury Side _____	2 yds.
Bradbury Arm _____	2 ¾ yds.
Caraway _____	1 ½ yds.
Chevron (36" to 54") _____	2 yds.
Chevron (60" & 72") _____	2 ¼ yds.
Dawson _____	2 yds.
Elliott Desk Chair _____	1 ½ yds.
Emerson _____	1 yd.
Keelan _____	1 ½ yds.
Korbyn _____	2 yds.
Niles _____	1 ½ yds.
Palmer _____	2 yds.
Roanoke _____	2 yds.
Roosevelt _____	2 yds.
Vinson _____	2 yds.
Wescott _____	1 ½ yds.
Wyndlot _____	2 yds.

*Chair seat only needs 27" x 27" per seat.*

*All Genuine Leather will include natural characteristics that are not defects, but natural authenticity. Insect bites, brands, healed scars and scratches may or may not be present.*



# FINISHES

















## BROWN MAPLE



 Category 1	 Category 1	 Category 1	 NEW Category 1
India Ink (FC 47867) 30-Sheen	Indigo (FC 47866) 30-Sheen	Limed (D22CW00148) 30-Sheen	Seashell (D22N09096) 30-Sheen
 Category 1	 Category 1	 Category 1	 Category 1
Bel Air (FC 47823) 30-Sheen	Driftwood (FC 11434) 30-Sheen	Flint (FC 51263) 30-Sheen	Natural 30-Sheen
 Category 1	 Category 1	 Category 1	 Category 1
Honey (CF-921 S-2) 30-Sheen	Harvest (FC 107) 30-Sheen	Sandstone (D22N08963) 30-Sheen	Almond (FC 42000) 30-Sheen
 Category 1	 Category 1	 Category 1	 Category 1
Carbon (FC 50240) 30-Sheen	Medium Walnut (FC 44688) 30-Sheen	Sealy (FC 44938) 30-Sheen	Golden Pecan (FC 41610) 30-Sheen



# BROWN MAPLE

 <p>Category 1</p>	 <p>Category 1</p>	 <p>Category 1</p>	 <p>Category 1</p>
<p>Lite Asbury (FC 14620) 30-Sheen</p>	<p>Vintage Antique (FC 17882) 30-Sheen</p>	<p>Michael's Cherry 30-Sheen</p>	<p>Scarlet (FC 49909) 30-Sheen</p>
 <p>Category 1</p>	 <p>Category 1</p>	 <p>Category 1</p>	 <p>Category 1</p>
<p>Charwood (FC 50241) 30-Sheen</p>	<p>Manchester (FC 42633) 30-Sheen</p>	<p>Tavern (FC 10944) 30-Sheen</p>	<p>Earthtone (FC 40592) 30-Sheen</p>
 <p>Category 1</p>	 <p>Category 1</p>	 <p>Category 1</p>	 <p>Category 1</p>
<p>Asbury Brown (FC 7992) 30-Sheen</p>	<p>Burnt Umber (FC 10748) 30-Sheen</p>	<p>Old Museum (FC 47276) 30-Sheen</p>	<p>Dark Knight (FC 49908) 30-Sheen</p>
 <p>Category 1</p>	 <p>Category 1</p>	 <p>Category 1</p>	 <p>NEW Category 2</p>
<p>Briar (FC 15743) 30-Sheen</p>	<p>Onyx (FC 230) 30-Sheen</p>	<p>Ebony (FC 11047) 30-Sheen</p>	<p>Mineral (PCL 175) 30-Sheen</p>




















# FINISHES

## CHERRY



 Category 1	 NEW Category 1	 NEW Category 1	 Category 1
Limed (D22CW00148) 30-Sheen	Seashell (D22N09096) 30-Sheen	Bel Air (FC 47823) 30-Sheen	Flint (FC 51263) 30-Sheen
 Category 1	 Category 1	 Category 1	 NEW Category 1
Natural 30-Sheen	Harvest (FC 107) 30-Sheen	Chestnut (FC 104) 30-Sheen	Sandstone (D22N08963) 30-Sheen
 Category 1	 Category 1	 NEW Category 1	 Category 1
Almond (FC 42000) 30-Sheen	Carbon (FC 50240) 30-Sheen	Grey Flannel (FC 47865) 30-Sheen	Sealy (FC 44938) 30-Sheen
 Category 1	 Category 1	 Category 1	 Category 1
Golden Pecan (FC 41610) 30-Sheen	Golden Harvest (FC 46483) 30-Sheen	Vintage Antique (FC 17882) 30-Sheen	Michael's Cherry 30-Sheen



# CHERRY



Scarlet (FC 49909)  
30-Sheen



Charwood (FC 50241)  
30-Sheen




Manchester (FC 42633)  
30-Sheen



Tavern (FC 10944)  
30-Sheen



Earthtone (FC 40592)  
30-Sheen



Asbury Brown (FC 7992)  
30-Sheen



Burnt Umber (FC 10748)  
30-Sheen



Old Museum (FC 47276)  
30-Sheen



Dark Knight (FC 49908)  
30-Sheen



Briar (FC 15743)  
30-Sheen



Onyx (FC 230)  
30-Sheen



Ebony (FC 11047)  
30-Sheen



Michael's Cherry Burnished  
30-Sheen





# FINISHES

## HARD MAPLE



 Category 1	 NEW Category 1	 Category 1	 Category 1
Limed (D22CW00148) 30-Sheen	Seashell (D22N09096) 30-Sheen	Driftwood (FC 11434) 30-Sheen	Flint (FC 51263) 30-Sheen
 Category 1	 Category 1	 Category 1	 Category 1
Natural 30-Sheen	Honey (CF-921 S-2) 30-Sheen	Harvest (FC 107) 30-Sheen	Almond (FC 42000) 30-Sheen
 Category 1	 Category 1	 Category 1	 Category 1
Carbon (FC 50240) 30-Sheen	Medium Walnut (FC 44688) 30-Sheen	Sealy (FC 44938) 30-Sheen	Golden Pecan (FC 41610) 30-Sheen
 Category 1	 Category 1	 Category 1	 Category 1
Lite Asbury (FC 14620) 30-Sheen	Vintage Antique (FC 17882) 30-Sheen	Michael's Cherry 30-Sheen	Scarlet (FC 49909) 30-Sheen



# HARD MAPLE



Charwood (FC 50241)  
30-Sheen



Tavern (FC 10944)  
30-Sheen



Earthtone (FC 40592)  
30-Sheen



Asbury Brown (FC 7992)  
30-Sheen



Burnt Umber (FC 10748)  
30-Sheen



Dark Knight (FC 49908)  
30-Sheen




Briar (FC 15743)  
30-Sheen



Onyx (FC 230)  
30-Sheen



Ebony (FC 11047)  
30-Sheen



Mineral (PCL 175)  
30-Sheen





















# FINISHES

## HICKORY




 Category 1	 NEW Category 1	 Category 1	 Category 1
Limed (D22CW00148) 30-Sheen	Seashell (D22N09096) 30-Sheen	Bel Air (FC 47823) 30-Sheen	Driftwood (FC 11434) 30-Sheen
 Category 1	 Category 1	 Category 1	 Category 1
Flint (FC 51263) 30-Sheen	Grey Flannel (FC 47865) 30-Sheen	Natural 30-Sheen	Honey (CF-921 S-2) 30-Sheen
 Category 1	 Category 1	 Category 1	 Category 1
Harvest (FC 107) 30-Sheen	Chestnut (FC 104) 30-Sheen	Almond (FC 42000) 30-Sheen	Carbon (FC 50240) 30-Sheen
 Category 1	 Category 1	 Category 1	 Category 1
Medium Walnut (FC 44688) 30-Sheen	Sealy (FC 44938) 30-Sheen	Golden Pecan (FC 41610) 30-Sheen	Hoosier Special (FC 11043) 30-Sheen



# HICKORY




Lite Asbury (FC 14620)  
30-Sheen



Golden Harvest (FC 46483)  
30-Sheen




Vintage Antique (FC 17882)  
30-Sheen



Michael's Cherry  
30-Sheen




Scarlet (FC 49909)  
30-Sheen



Charwood (FC 50241)  
30-Sheen




Manchester (FC 42633)  
30-Sheen



Tavern (FC 10944)  
30-Sheen




Earthtone (FC 40592)  
30-Sheen



Asbury Brown (FC 7992)  
30-Sheen



Burnt Umber (FC 10748)  
30-Sheen



Briar (FC 15743)  
30-Sheen



Onyx (FC 230)  
30-Sheen



Ebony (FC 11047)  
30-Sheen



Mineral (PCL 175)  
30-Sheen





















# FINISHES

















## OAK



 Category 1	 NEW Category 1	 Category 1	 Category 1
Limed (D22CW00148) 30-Sheen	Seashell (D22N09096) 30-Sheen	Bel Air (FC 47823) 30-Sheen	Driftwood (FC 11434) 30-Sheen
 Category 1	 Category 1	 Category 1	 Category 1
Flint (FC 51263) 30-Sheen	Grey Flannel (FC 47865) 30-Sheen	Natural 30-Sheen	Honey (CF-921 S-2) 30-Sheen
 Category 1	 Category 1	 Category 1	 Category 1
Harvest (FC 107) 30-Sheen	Chestnut (FC 104) 30-Sheen	Sandstone (D22N08963) 30-Sheen	Almond (FC 42000) 30-Sheen
 Category 1	 Category 1	 Category 1	 Category 1
Carbon (FC 50240) 30-Sheen	Medium Walnut (FC 44688) 30-Sheen	Sealy (FC 44938) 30-Sheen	Golden Pecan (FC 41610) 30-Sheen



# OAK

 Category 1	 Category 1	 Category 1	 Category 1	
Hoosier Special (FC 11043) 30-Sheen	Lite Asbury (FC 14620) 30-Sheen	Vintage Antique (FC 17882) 30-Sheen	Michael's Cherry 30-Sheen	
 Category 1	 Category 1	 Category 1	 Category 1	
Scarlet (FC 49909) 30-Sheen	Charwood (FC 50241) 30-Sheen	Manchester (FC 42633) 30-Sheen	Tavern (FC 10944) 30-Sheen	
 Category 1	 Category 1	 Category 1	 Category 1	
Earthtone (FC 40592) 30-Sheen	Asbury Brown (FC 7992) 30-Sheen	Burnt Umber (FC 10748) 30-Sheen	Old Museum (FC 47276) 30-Sheen	
 Category 1	 Category 1	 Category 1	 Category 1	 Category 2
Dark Knight (FC 49908) 30-Sheen	Briar (FC 15743) 30-Sheen	Onyx (FC 230) 30-Sheen	Ebony (FC 11047) 30-Sheen	Mineral (PCL 175) 30-Sheen





# FINISHES

## QUARTER SAWN WHITE OAK



Limed (D22CW00148)  
30-Sheen

Seashell (D22N09096)  
30-Sheen

Bel Air (FC 47823)  
30-Sheen

Driftwood (FC 11434)  
30-Sheen



Flint (FC 51263)  
30-Sheen

Natural  
30-Sheen

Harvest (FC 107)  
30-Sheen

Almond (FC 42000)  
30-Sheen




Carbon (FC 50240)  
30-Sheen

Medium Walnut (FC 44688)  
30-Sheen

Sealy (FC 44938)  
30-Sheen

Golden Pecan (FC 41610)  
30-Sheen



Hoosier Special (FC 11043)  
30-Sheen


Lite Asbury (FC 14620)  
30-Sheen

Vintage Antique (FC 17882)  
30-Sheen

Michael's Cherry  
30-Sheen




# QUARTER SAWN WHITE OAK



Category 1

Charwood (FC 50241)  
30-Sheen




Category 1

Manchester (FC 42633)  
30-Sheen




Category 1

Tavern (FC 10944)  
30-Sheen



Category 1

Earthtone (FC 40592)  
30-Sheen




Category 1

Asbury Brown (FC 7992)  
30-Sheen



Category 1

Burnt Umber (FC 10748)  
30-Sheen



Category 1

Dark Knight (FC 49908)  
30-Sheen



Category 1

Briar (FC 15743)  
30-Sheen



Category 1

Onyx (FC 230)  
30-Sheen



Category 1

Ebony (FC 11047)  
30-Sheen



Category 2

Almond Burnished (FC 42000)  
30-Sheen



Category 2

Tavern Burnished (FC 10944)  
30-Sheen





# FINISHES

## WALNUT



Limed (D22CW00148)  
30-Sheen

Seashell (D22N09096)  
30-Sheen

Natural  
30-Sheen

Harvest (FC 107)  
30-Sheen



Almond (FC 42000)  
30-Sheen

Carbon (FC 50240)  
30-Sheen

Sealy (FC 44938)  
30-Sheen

Golden Pecan (FC 41610)  
30-Sheen




Lite Asbury (FC 14620)  
30-Sheen

Vintage Antique (FC 17882)  
30-Sheen

Scarlet (FC 49909)  
30-Sheen

Charwood (FC 50241)  
30-Sheen



Tavern (FC 10944)  
30-Sheen

Asbury Brown (FC 7992)  
30-Sheen

Burnt Umber (FC 10748)  
30-Sheen

Style	Side Chair Seating Area	Arm Chair Seating Area	Overall Arm Width	Arm Height from Floor	Seat Height	Back Height from Seat	Back Height from Floor
Acadia	19 x 17 1/2	19 x 17 1/2	24	25 1/2	18	24 1/2	41
Acadia Desk Chair	-	19 x 17 1/2	24	24 1/2-29 1/2	17-22	23	40-45
Albany	17 1/2 x 16 1/2	20 1/2 x 16 1/2	23	25 3/4	17 1/2	24	40
Allerton Bar Stool	14 x 18	-	-	-	24 or 30	-	-
Arbordale	19 x 17	19 x 17	23 1/4	25	17 1/2	21 1/2	38
Arlington	17 1/2 x 16 1/2	20 1/2 x 16 1/2	23	25 3/4	17 1/2	24	40
Barrel Barstool w/swivel seat	16 1/2 x 16 1/2	-	-	-	18,24 or 30	-	-
Barrel Barstool w/swivel Meribeth Top	17 x 16	-	-	-	18,24 or 30	11 1/2	-
Bayfield	20 1/2 x 17 1/2	20 1/2 x 17 1/2	25	25 1/2	18	17 1/2	35
Bellingham	18 x 17	18 x 17	25 1/2	25 1/2	18	25 1/2	42 1/2
Bellingham Stat. Bar Chair	18 x 17	18 x 17	-	-	24 or 30	19 1/4	-
Bellingham Swivel Barstool	18 x 17	18 x 17	-	-	24 or 30	19 1/4	-
Belmont Barstool w/swivel seat	16 1/2 x 16 1/2	-	-	-	18,24 or 30	-	-
Belmont Barstool w/swivel Meribeth Top	17 x 16	-	-	-	18,24 or 30	11 1/2	-
Benjamin	19 x 17 1/2	19 x 17 1/2	24	25 1/2	18	24	41
Bent Feather Bow	18 x 16 1/2	17 x 16 1/2	25	25 3/4	17 1/2	25	40
Bent Feather Bow Swivel Barstool	18 x 16 1/2	17 x 16 1/2	-	-	24 or 30	25	-
Bent Paddle Bow	18 x 16 1/2	17 x 16 1/2	25	25 3/4	17 1/2	25	40
Bent Paddle Bow Swivel Barstool	18 x 16 1/2	17 x 16 1/2	-	-	24 or 30	25	-
Bent Paddle Post	17 1/2 x 16 1/2	17 x 16 1/2	25	25 3/4	17 1/2	23	39
Bent Paddle Post Swivel Barstool	17 1/2 x 16 1/2	17 x 16 1/2	-	-	24 or 30	23	-
Bow River	22 x 18	22 x 18	29	25 1/2	18	24 1/2	42 1/2
Bradbury	19 1/2 x 17 1/2	19 1/2 x 17 1/2	25 1/2	25 1/2	18	25	42
Bradbury Stat. Bar Chair	19 1/2 x 17 1/2	-	-	-	24 or 30	16 1/2	-
Brandberg	16 3/4 x 17	16 3/4 x 17	22 1/2	25	17 1/2	20 1/4	36 1/2
Buchanan	18 x 18	18 x 18	25 1/2	25 1/2	18	20 1/2	38 1/2
Buchanan Stat. Bar Chair	18 x 18	-	-	-	24 or 30	19	-
Caraway	17 1/2 x 16	-	-	-	24 or 30	16 1/2	-
Carmen	18 1/2 x 17 1/2	18 x 17 1/2	24 1/2	25 1/2	18	20 1/2	37 1/2
Carmen Stat. Bar Chair	18 1/2 x 17 1/2	-	-	-	24 or 30	17 1/2	37 1/2
Carolina	18 x 17 3/4	18 x 17 3/4	24 1/2	25 1/2	17 3/4	25 1/2	42
Carolina Stat. Bar Chair	18 x 17 3/4	18 x 17 3/4	-	-	24 or 30	20	-
Carolina Swivel Barstool	18 x 17 3/4	18 x 17 3/4	-	-	24 or 30	20	-
Carson	19 x 17	19 x 17	25	25 1/2	18	18	35
Carson Stat. Bar Chair	19 x 17	-	-	-	24 or 30	18	-



Style	Side Chair Seating Area	Arm Chair Seating Area	Overall Arm Width	Arm Height from Floor	Seat Height	Back Height from Seat	Back Height from Floor
Carter	17 x 16 1/2	-	-	-	18	16	32
Charleston	19 1/2 x 18	19 1/2 x 18	24	25 1/2	18	23	38 1/2
Charleston Stat. Bar Chair	19 1/2 x 18	-	-	-	24 or 30	20 1/2	-
Chesapeake	18 1/2 x 17	18 1/2 x 17	25	25	17 1/2	25 1/2	41
Chesapeake Stat. Bar Chair	18 1/2 x 17	-	-	-	24 or 30	20 1/2	-
Chevron Bench	Bench length x 18"	-	-	-	18	16 1/2	35
Colebrook	18 x 17	18 x 17	25 1/2	25 1/2	18	25 1/2	42
Colebrook Stat. Bar Chair	18 x 17	-	-	-	24 or 30	19	-
Colebrook Swivel Barstool	18 x 17	-	-	-	24 or 30	19	-
Collins	19 x 17 1/2	19 x 17 1/2	22	25	17 1/2	22	38
Conner	19 x 17 1/2	19 1/2 x 17 1/2	25 1/4	25 1/2	18	28	46
Conner Stat. Bar Chair	19 x 17 1/2	-	-	-	24 or 30	23 1/2	-
Cosgrove Barstool w/swivel seat	16 1/2 x 16 1/2	-	-	-	18,24 or 30	-	-
Cosgrove Barstool w/swivel Easton Top	16 1/2 x 16 1/2	-	-	-	18,24 or 30	10 1/2	-
Country Shaker	18 x 17	18 x 17	25 1/2	25 1/2	18	25 1/2	42
Country Shaker Stat. Bar Chair	18 x 17	-	-	-	24 or 30	19 1/4	-
Country Shaker Swivel Barstool	18 x 17	-	-	-	24 or 30	19 1/4	-
Country Sheaf	18 x 16 1/2	17 x 16 1/2	25	25 3/4	17 1/2	23 1/2	39
Country Sheaf Swivel Barstool	18 x 16 1/2	17 x 16 1/2	-	-	24 or 30	23 1/2	-
Cumberland	19 x 17 1/2	19 x 17 1/2	24	25 3/4	18	21	37
Crayton	18 1/2 x 16 1/2	-	-	-	17 1/2	20	36 1/2
Damon	19 x 17	19 x 17	23 1/4	25	17 1/2	21 1/2	38
Dawson	20 x 18 1/2	20 x 18 1/2	23 1/2	25 1/4	18	20	39
Dillon Barstool w/swivel seat	16 1/2 Diameter	-	-	-	24 or 30	-	-
Dillon Barstool w/swivel Meribeth Top	16 1/2 Diameter	-	-	-	25 or 30	11 1/2	-
Douglas	18 1/2 x 17	18 1/2 x 17	25	25	17 1/2	25 1/2	42
Douglas Stat. Bar Chair	18 1/2 x 17	-	-	-	24 or 30	21	-
Douglas Swivel Barstool	18 1/2 x 17	-	-	-	24 or 30	21	-
Durham	16 1/2 x 12 3/4	-	-	-	24 or 30	-	-
Ellington	17 x 17	17 x 17	21	25	17 1/2	18 1/2	36
Ellington Stat. Bar Chair	17 x 17	-	-	-	24 or 30	15	-
Elliot Desk Chair	-	20 1/2 x 19	23	24 1/2-29 1/2	17-22	14	30 1/2-35 1/2
Emerson	19 x 18	19 x 18	25 1/2	25 1/4	18	15 1/2	34
Emerson Stat. Bar Chair	19 x 18	19 x 18	-	-	24 or 30	12 1/2	-
Espin	17 1/2 x 17	-	-	-	18	15	32

Style	Side Chair Seating Area	Arm Chair Seating Area	Overall Arm Width	Arm Height from Floor	Seat Height	Back Height from Seat	Back Height from Floor
Fenmore	19 x 17 1/2	19 x 17 1/2	24	25 1/2	18	24 1/2	41
Fenmore Stat. Bar Chair	19 x 17 1/2	-	-	-	24 or 30	19	-
Folding Chair	16 x 16 1/2	-	-	-	17 1/2	15 1/2	32 open
Frankton	17 x 17	17 x 17	21	25	17 1/2	18 1/2	36
Frankton Stat. Bar Chair	17 x 17	-	-	-	24 or 30	15	-
Grant	18 1/4 x 17 1/2	18 1/4 x 17 1/2	25	25 1/2	17 1/2	25 1/2	42
Grant Stat. Bar Chair	18 1/4 x 17 1/2	-	-	-	24 or 30	20 3/4	-
Grant Swivel Barstool	18 1/4 x 17 1/2	-	-	-	24 or 30	20 3/4	-
Griffin Bar Chair	16 1/2 x 16 1/2	-	-	-	24 or 30	-	-
Harper	19 x 17	19 x 17	24 1/2	25 1/2	18	21 1/2	-
Harper Stat. Bar Chair	19 x 17	-	-	-	24 or 30	19 1/2	-
Harris	19 x 17	19 x 17	24 1/2	25	17 1/2	22	38
Harris Stat. Bar Chairs	19 x 17	-	-	-	24 or 30	19 1/2	-
Harris Swivel Barstools	19 x 17	-	-	-	24 or 30	19 1/2	-
Harvest	19 x 18	19 x 18	23 1/2	25 1/2	18	19	37
Harvest Stat. Bar Chair	19 x 18	-	-	-	24 or 30	19	-
Harvest Stat. Bar Chair without Back	16 x 16	-	-	-	24 or 30	-	-
Haskin	14 Diameter	-	-	-	18, 24 or 30	-	-
Iron Craft 24" Barstool w/swivel seat	19 1/2 x 15 1/2	-	-	-	22-25	-	-
Iron Craft 30" Barstool w/swivel seat	19 1/2 x 15 1/2	-	-	-	28-31	-	-
Iron Craft 24" Barstool w/swivel seat and back	19 1/2 x 15 1/2	-	-	-	22-25	11	-
Iron Craft 30" Barstool w/swivel seat and back	19 1/2 x 15 1/2	-	-	-	28-31	11	-
Jansen	17 x 17	17 x 17	21	25	17 1/2	18 1/2	36
Jansen Stat. Bar Chair	17 x 17	-	-	-	24 or 30	15	-
Jumbo Bent Paddle	18 x 16 1/2	20 3/4 x 16 1/2	23 1/2	25 3/4	17 1/2	24 1/2	41
Jumbo Bent Paddle Swivel Barstools	18 x 16 1/2	-	-	-	24 or 30	24 1/2	-
Keelan	18 1/2 x 18 1/2	-	-	-	18	15	31 1/2
Kensington	18 x 16 1/2	18 x 16 1/2	25	25 1/2	18	25 1/2	41
Korbyn	21 x 19	-	-	-	18	19	37 1/2
Lambert	16 1/2 x 16	-	-	-	24 or 30	-	-
<small>24" Base is 16 1/4" x 16 1/4" 30" Base is 17 1/2" x 17 1/2"</small>							
Lamont	19 x 17	-	-	-	18	21 1/2	38
Lavega	18 1/2 x 17	18 1/2 x 17	25	25 1/2	17 1/2	25 1/2	42
Lavega Stat. Bar Chairs	18 1/2 x 17	-	-	-	24 or 30	21	-
Lexford	20 x 17	20 x 17	22	25 3/4	17 1/2	22	39
Livingston	19 x 17	19 x 17	25 3/4	25 1/2	18	24 3/4	41



Style	Side Chair Seating Area	Arm Chair Seating Area	Overall Arm Width	Arm Height from Floor	Seat Height	Back Height from Seat	Back Height from Floor
Louisdale	17 x 17	17 x 17	21	25	17 1/2	18 1/2	36
Louisdale Stat. Bar Chair	17 x 17	-	-	-	24 or 30	15	-
Madison	19 x 17	19 x 17	25 3/4	25 1/2	18	24 3/4	41
Madison Stat. Bar Chairs	19 x 17	-	-	-	24 or 30	21	-
Madison Swivel Barstools	19 x 17	-	-	-	24 or 30	21	-
Marbury	17 x 17	17 x 17	21	25	17 1/2	18 1/2	38
Marbury Stat. Bar Chair	17 x 17	-	-	-	24 or 30	15	-
Mesa	18 x 17	18 x 17	25 1/2	25 1/2	18	24	42
Mesa Stat. Bar Chair	18 x 17	-	-	-	24 or 30	21	-
Mesa Swivel Barstools	18 x 17	-	-	-	24 or 30	21	-
Mill Valley	19 x 17	19 x 17	25 3/4	25 1/2	18	25 1/2	42
Mill Valley Stat. Bar Chair	19 x 17	-	-	-	24 or 30	20	-
Modesto	18 x 17	21 x 17	25 1/2	25 1/2	18	25 1/4	42 1/2
Modesto Stat. Bar Chairs	18 x 17	-	-	-	24 or 30	18 1/2	-
Modesto Swivel Barstools	18 x 17	-	-	-	24 or 30	18 1/2	-
Niles	20 x 16 1/2	-	-	-	18	19	36
North Star	18 1/4 x 15 1/2	-	-	-	18	19	36
Palmer	19 x 17	19 x 17	23 1/2	25 1/2	18	22	39 1/2
Parkland	19 x 17	19 x 17	25 3/4	25 1/2	18	24 3/4	41
Parkland Stat. Bar Chairs	19 x 17	-	-	-	24 or 30	21	-
Parkland Swivel Barstools	19 x 17	-	-	-	24 or 30	21	-
Portage	18 1/2 x 11 1/2	-	-	-	24 or 30	-	-
<small>24" Base is 14 1/2" x 14 1/2"</small>							
<small>30" Base is 16" x 16"</small>							
Regal	18 1/4 x 15 1/2	-	-	-	18	19	36
Roanoke	20 1/2 x 18	-	-	-	18	24	41 1/2
Roosevelt	20 1/2 x 18	-	-	-	18	19	37
Sawyer	18 1/4 x 17 1/2	18 1/4 x 17 1/2	25	25 1/2	18	20 1/2	38
Sinclair	18 1/4 x 15 1/2	-	-	-	18	19	36
Somerset	19 x 17 1/2	19 x 17 1/2	25	25 1/2	18	20 3/4	38
Somerset Stat. Bar Chair	19 x 17 1/2	-	-	-	24 or 30	19 1/4	-
Somerset Swivel Barstools	19 x 17 1/2	-	-	-	24 or 30	19 1/4	-
Spring Meadow Pressback	17 1/2 x 16 1/2	17 x 16 1/2	25	25 3/4	17 1/2	21 3/4	37
Spring Meadow Pressback Swivel Barstool	17 1/2 x 16 1/2	17 x 16 1/2	-	-	24 or 30	21 3/4	-
Tifton	19 x 17	19 x 17	25 1/2	25 1/2	18	24	40 1/2
Tifton Stat. Bar Chair	19 x 17	-	-	-	24 or 30	20	-
Tosky	16 1/2 x 12 3/4	-	-	-	24 or 30	-	-

Style	Side Chair Seating Area	Arm Chair Seating Area	Overall Arm Width	Arm Height from Floor	Seat Height	Back Height from Seat	Back Height from Floor
Vintage Mission	18 x 18	18 x 18	25 1/2	25 1/2	18	24 1/2	42 1/2
Vintage Mission Stat. Bar Chair	18 x 18	-	-	-	24 or 30	19	-
Vintage Swivel Bar Stool	18 x 18	-	-	-	24 or 30	19	-
Wescott	20 1/2 x 18	18 x 18	23 1/2	25 1/2	18	21	37
Wescott Stat. Bar Chair	20 1/2 x 18	19 x 18	-	-	24 or 30	13	-
Wilton	18 1/2 x 16 1/2	-	-	-	18	13	30
Winslow Barstool	19 1/2 x 14	-	-	-	18, 24 or 30	-	-
	<i>24" Base is 19" x 19"</i>						
	<i>30" Base is 22" x 22"</i>						
Wellsburg	19 x 17 1/2	19 x 17 1/2	24	25 1/2	18	24	41
West Lake	18 x 18	18 x 18	25 1/2	25 1/2	18	23 1/2	41 1/2
West Lake Stat. Bar Chair	18 x 18	-	-	-	24 or 30	19	-
West Lake Swivel Bar Stool	18 x 18	-	-	-	24 or 30	19	-
Wyndlot Desk Chair	-	18 1/2 x 18 1/2	24 1/2	24 1/2- 29 1/2	17-22	24	42-47
Yorktown	18 3/4 x 18 3/4	18 3/4 x 18 3/4	25 1/2	25 1/2	18	25 1/2	42
Yorktown Stat. Bar Chair	18 3/4 x 18 3/4	-	-	-	24 or 30	19 1/2	-
Yorktown Swivel Bar Stool	18 3/4 x 18 3/4	-	-	-	24 or 30	19 1/2	-





R·H·YODER

[rhyoder.com](http://rhyoder.com)