



THE ORIGINAL
TriToon



- Spirit
- NepToon
- SunLounger
- SunToon
- SportToon
- TriToon Classic

OR LIFE



JC Manufacturing has been building JC Pontoons for over 35 years with a heritage in the pontoon business...

that began in the mid-fifties. It has always been our goal to build a boat that is comfortable and practical without losing the ability to perform. Our original TriToon hull (*now the TriToon Classic*) designed over 35 years ago was the first successful integration of deck boat performance into a luxury pontoon and continues to be our favorite choice for a smooth ride in rough water. We now offer a new generation of performance from JC based upon the TriToon Sport Hull with standard lifting fins and power-assisted hydraulic steering. This modern hull design gives our boats more speed (*tested over 50 mph with certain engines*) and better handling than anything we have built in the last 35 years.



Today the JC line is divided into three series; Premium (*TriToon Classic, SunToon TT and SportToon TT*), Mid-Range Luxury and Performance (*NepToon, NepToon TT, NepToon Sport and SunLounger*); and Affordable Quality (*Spirits*). Each family has a distinctive look with different standard features and options. We currently provide a JC pontoon for every need and budget with a wide range of colors, options and power choices.

Welcome to those who are considering a JC pontoon for the first time, and special thanks to our loyal returning JC owners who have supported us over the years.

A handwritten signature in black ink, appearing to read "Kim Cripe".

Kim Cripe
President
J.C. Manufacturing, Inc.



Spirit

242
TT



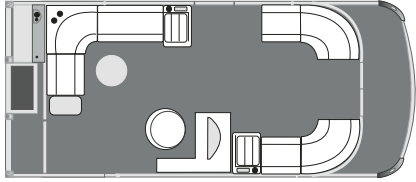
The Spirit series will give the boater on a budget the legendary JC quality, performance and style at a very reasonable price. The Spirit series is available in either a traditional twin tube or the JC **TriToon** design, with the exception of the fishing series (*TT only*), and is offered in five lengths with nine different floorplans.



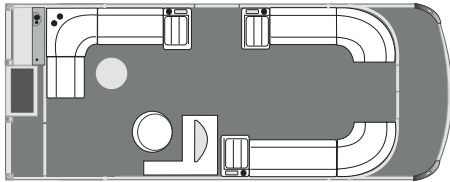
Spirit 243



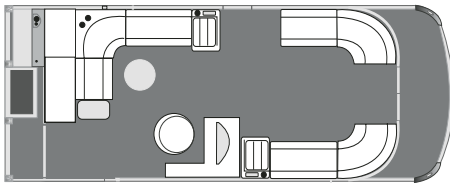
Spirit 201/201TT



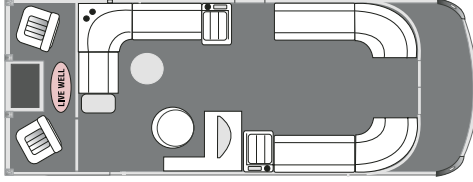
Spirit 221/221TT



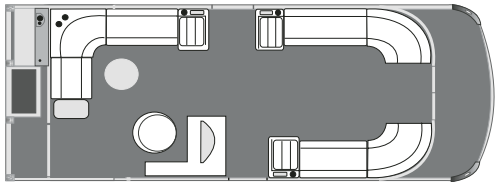
Spirit 222/222TT



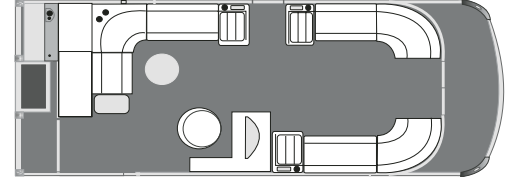
Spirit 223TT FSH



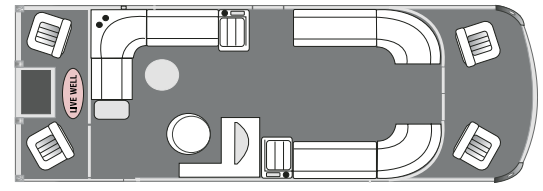
Spirit 241/241TT



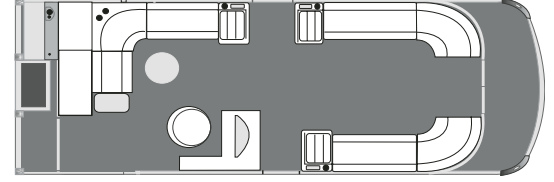
Spirit 242/242TT



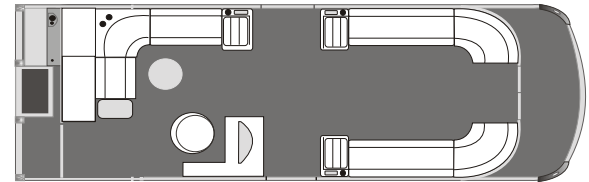
Spirit 243TT FSH



Spirit 262/262TT



Spirit 282/282TT

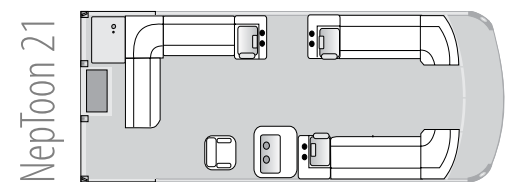




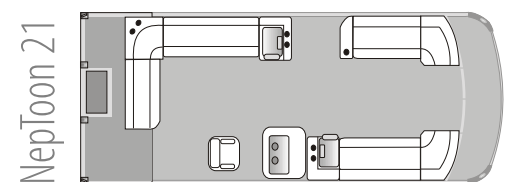
Neptoon
21



The family-pleasing NepToon series (21, 23, 25 & 27) offers a refreshing and less expensive alternative to the elegant TriToon/SportToon series with no loss of quality or performance.



"L" Group Standard Stern



"L" Group Open Stern

*Additional floorplans available. See dealer for more options.

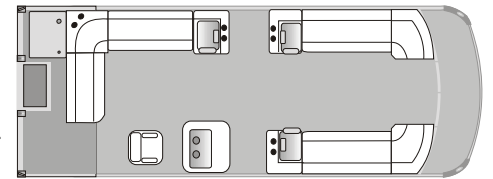


NepToon Sport
23



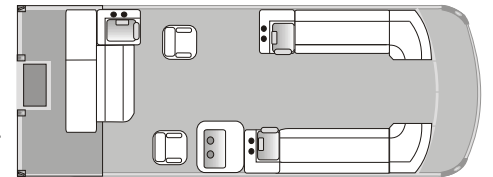
The NepToon series is available with three hull design choices. All models are available in a traditional two-tube, a comfortable **TriToon (TT)** or a high-performance TriToon Sport with lifting fins and power-assisted hydraulic steering.

NepToon 23



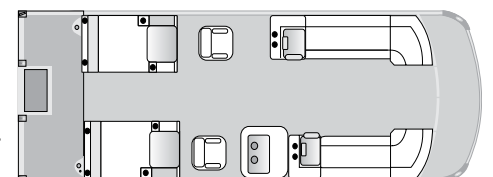
"L" Group Standard Stern

NepToon 23



Companion Seat

NepToon 23



Rear Facing Lounge

*Additional floorplans available. See dealer for more options.

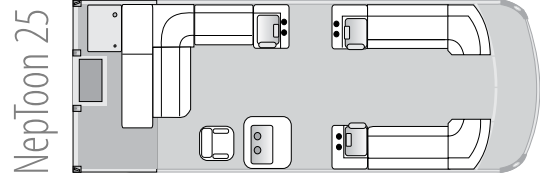
NepToon

25

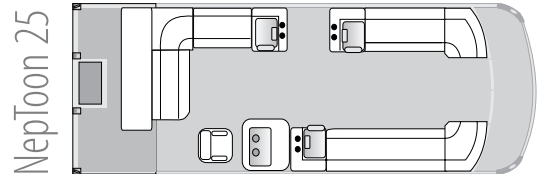




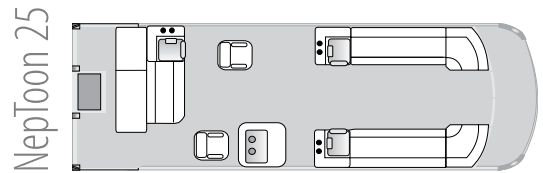
While the NepToon series has a unique look, it shares the performance and many of the standard features with our premium SunToon/SportToon series. This combination of high quality at a value price has made the NepToon our best-selling series.



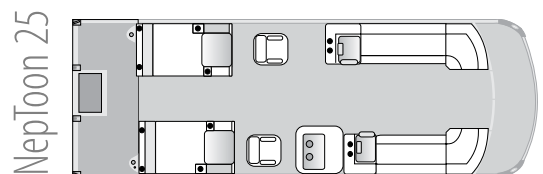
**L* Group Standard Stern*



**L* Group Open Stern*



Companion Seat



Rear Facing Lounge

*Additional floorplans available. See dealer for more options.

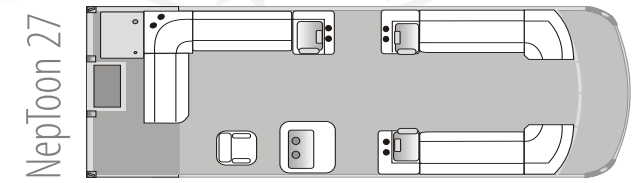
NepToon

27

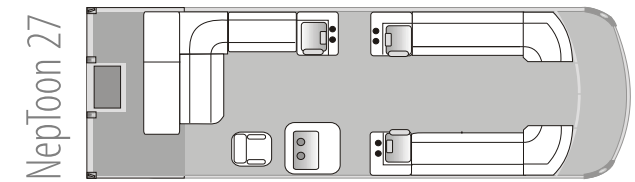




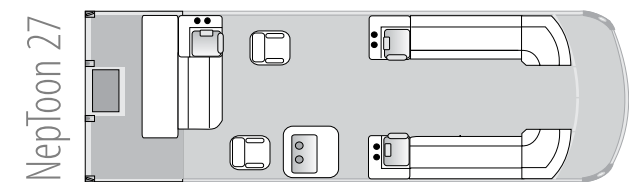
If you have a large family, a large body of water or just like to party with the gang; we have a NepToon for you. The largest of our NepToon series offers stable, comfortable boating with our **TriToon** design. You may boost the horsepower rating to a powerful 250 by adding the Sport TT option.



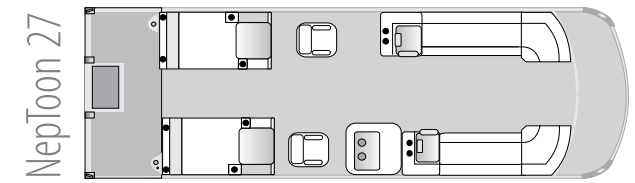
"L" Group Standard Stern



"L" Group Open Stern



Companion Seat



Rear Facing Lounge

*Additional floorplans available. See dealer for more options.

SunLounge

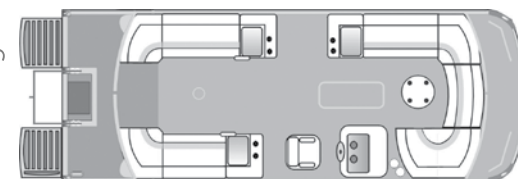
23





The 23' SunLounge is a compact sand bar lounge. The standard rear lounges pull out for a little extra comfort and have integrated headrests and flip-down arm rests. The SunLounge series may be ordered with the TT hulls or the TriToon Sport hulls (lifting fins) rated up to 250 horsepower.

SunLounge 23



Standard floorplan

SunLounger

25

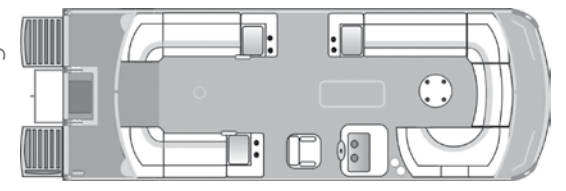




Designed as an all-around water sports boat for the active family, the popular SunLounge series offers plenty of room to sun at the sandbar or tube with the kids. The SunLounge series may be ordered with the TriToon Sport hulls (*lifting fin design rated up to 250 horsepower*) for maximum performance.

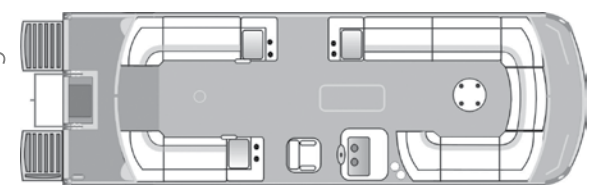


SunLounge 25



Standard floorplan

SunLounge 27



Standard floorplan

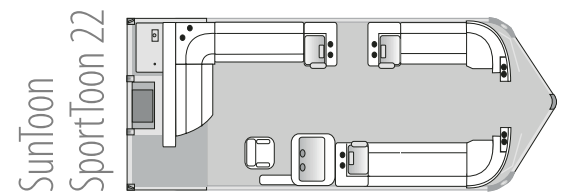


SunToon SportToon

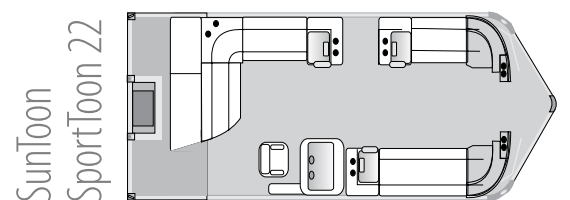
22



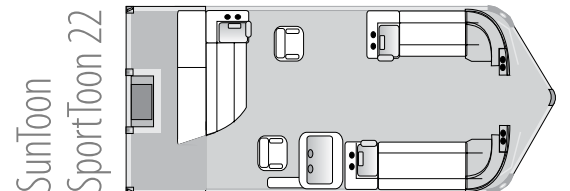
The sister lines of SunToon TT and SportToon TT are identical from the deck up. Underneath, the SunToon TT series features **TriToon** stability and comfort while the powerful SportToon TT series uses the **TriToon Sport hull** design (*lifting fins and power-assisted hydraulic steering*) for maximum performance.



"L" Group Standard Stern



"L" Group Open Stern



Companion Seat

*Additional floorplans available. See dealer for more options.

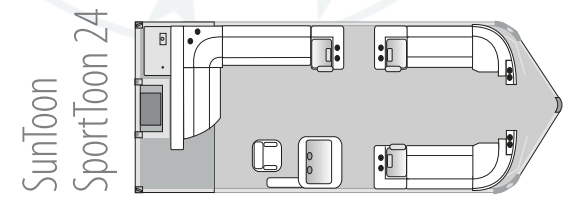


SunToon SportToon

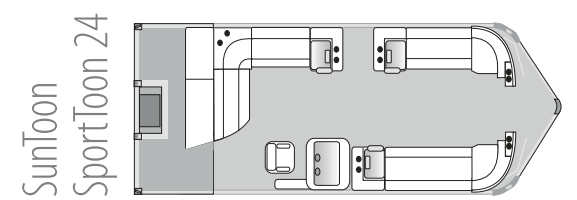
24



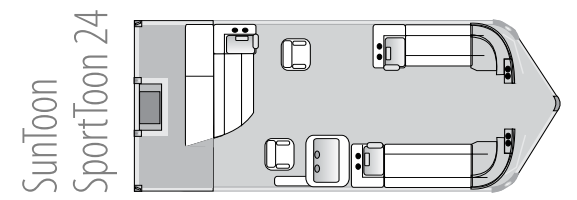
The roomy 24, 26 and 28 models are now available with the new JC exclusive power-adjustable rear-facing loungers in the stern. These family-sized boats feature the same beautiful mix of stainless steel and white powder-coated rails as the other SunToon / SportToon models.



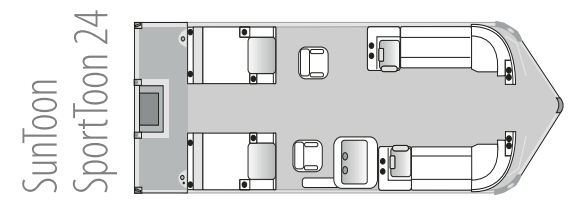
"L" Group Standard Stern



"L" Group Open Stern



Companion Seat



Rear Facing Lounge

*Additional floorplans available. See dealer for more options.

SunToon SportToon

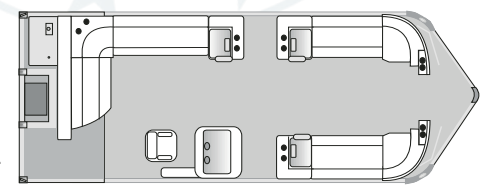
26





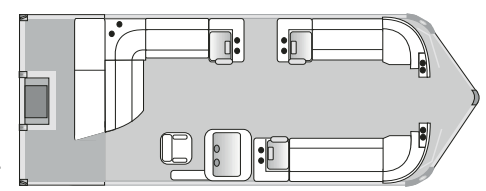
With horsepower ratings up to 250 on some models and awesome precision handling, the SportToon is our top sport performer with magazine-tested speeds over 50 mph. At any speed, the unique JC look with fiberglass front pods and generous use of stainless steel is unmistakable.

SunToon SportToon 26



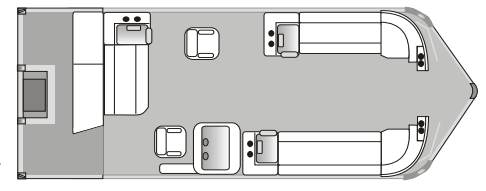
"L" Group Standard Stern

SunToon SportToon 26



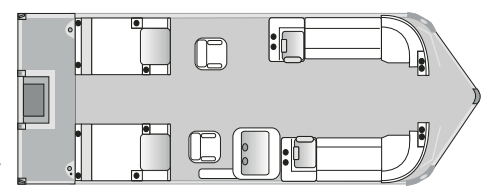
"L" Group Open Stern

SunToon SportToon 26



Companion Seat

SunToon SportToon 26



Rear Facing Lounge

*Additional floorplans available. See dealer for more options.



SunToon SportToon

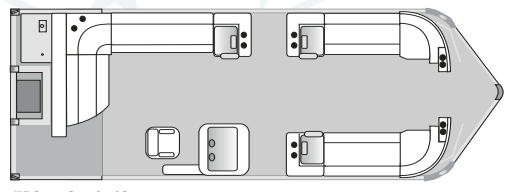
28



The 28' SunToon/SportToon with optional wakeboard tower, drives like a dream on the water; whether pulling a skier or kids on a tube.

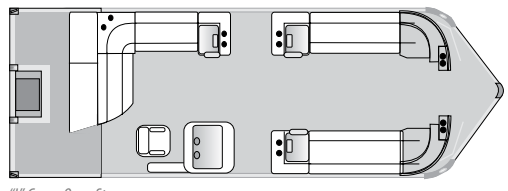


SunToon
SportToon 28



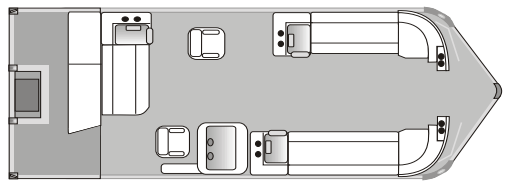
"L" Group Standard Stern

SunToon
SportToon 28



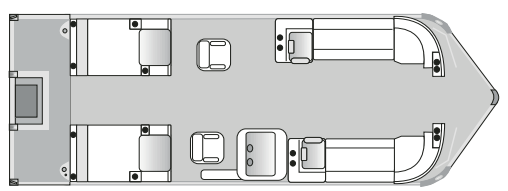
"L" Group Open Stern

SunToon
SportToon 28



Companion Seat

SunToon
SportToon 28



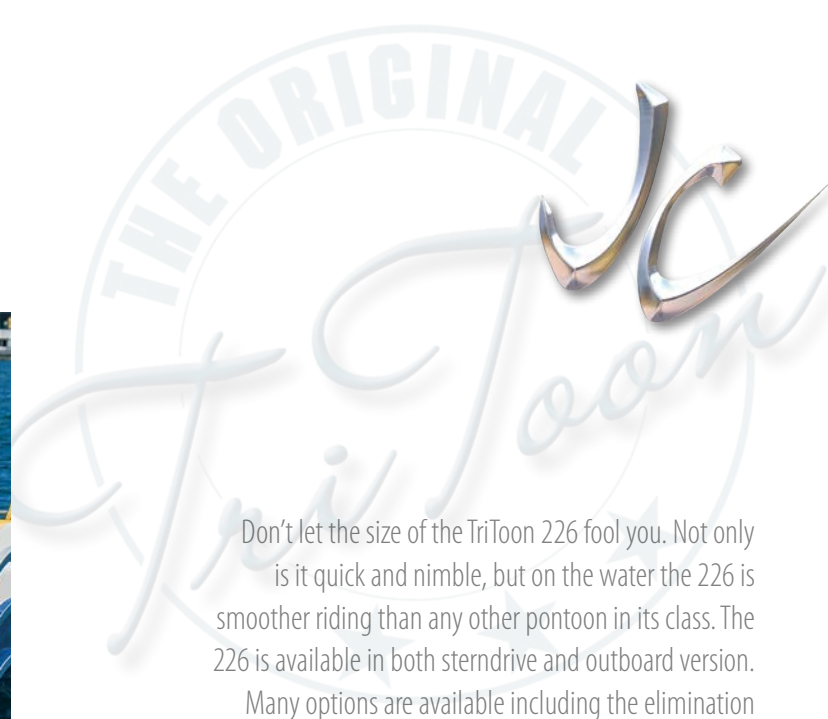
Rear Facing Lounge

*Additional floorplans available. See dealer for more options.

TriToon

226

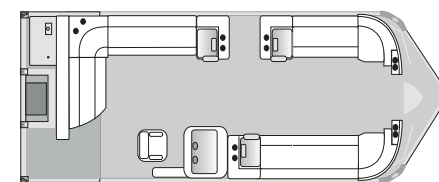




Don't let the size of the TriToon 226 fool you. Not only is it quick and nimble, but on the water the 226 is smoother riding than any other pontoon in its class. The 226 is available in both sterndrive and outboard version. Many options are available including the elimination of the starboard gate to allow a larger starboard bow lounge. No charge for this change or for the optional changing room. At JC, we like to do it *your way!*

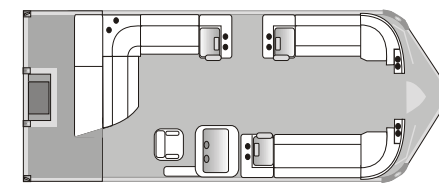


TriToon 226



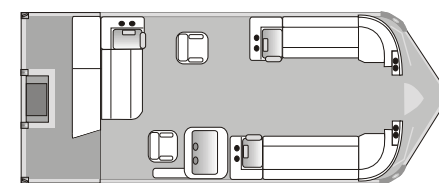
"L" Group Standard Stern

TriToon 226



"L" Group Open Stern

TriToon 226



Companion Seat

*Additional floorplans available. See dealer for more options.



TriToon

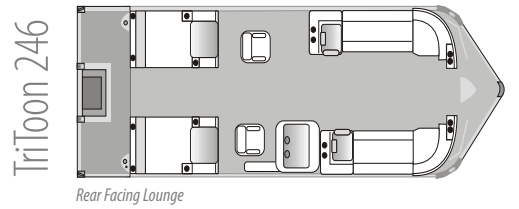
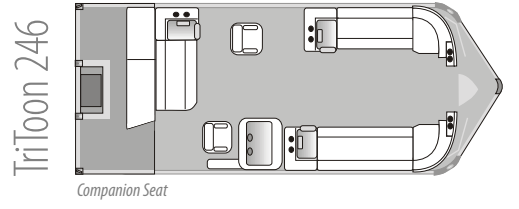
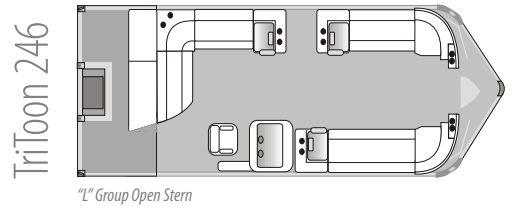
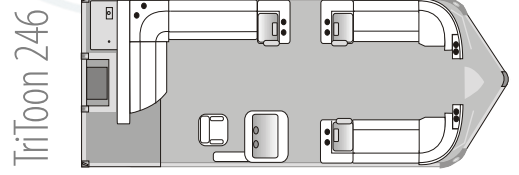
246

TriToon

246



The TriToon Classic's (226, 246, 266 and 306) are tough enough to handle the rough waters of Lake Havasu yet elegant enough for a dressy night on Lake Geneva. The smooth ride and precise handling of the original JC **TriToon** hull design amazes even the most experienced boaters.



*Additional floorplans available. See dealer for more options.

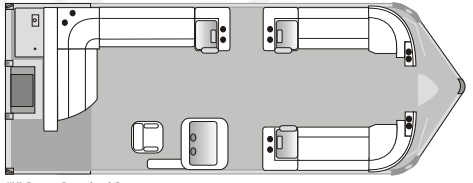


Tritoon
266



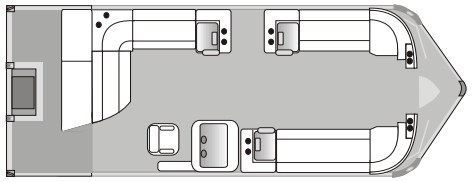
The heavy-duty TriToon Classic is our first choice when conditions get a little bumpy. The TriToon Classic series is available in either stern drive (MerCruiser or Volvo powered) or outboard versions (up to 300 hp). Slip behind the helm of a TriToon Classic and you will truly understand the JC difference.

TriToon 266



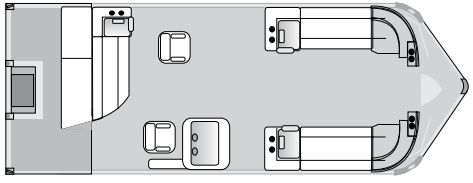
"L" Group Standard Stern

TriToon 266



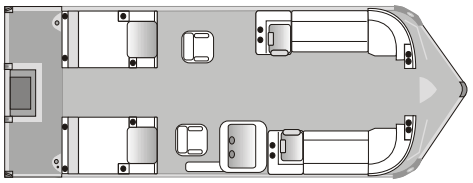
"L" Group Open Stern

TriToon 266



Companion Seat

TriToon 266



Rear Facing Lounge

*Additional floorplans available. See dealer for more options.



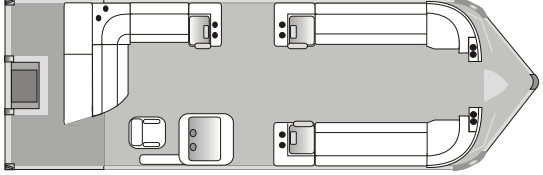
TriToon
306





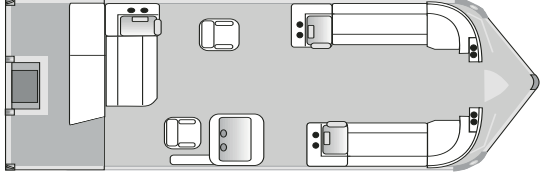
When everyone in the family wants to go on the water at the same time, you can't beat the maxi-sized 306. Add the optional hardtop for sunbathing and the 306 becomes a floating resort. The original **TriToon** hull design is available *only* from JC.

TriToon 306



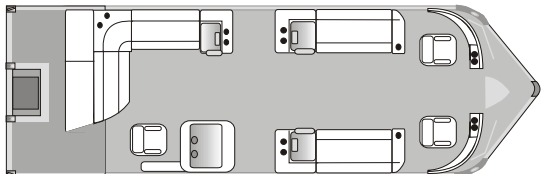
"L" Group Open Stern

TriToon 306



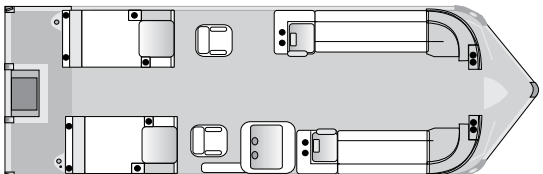
Companion Seat

TriToon 306



"L" Group with Double-wide Seat in Bow

TriToon 306



Rear Facing Lounge

*Additional floorplans available. See dealer for more options.

Spirit

SPECIFICATIONS	201/201TT	221/221TT	222/222TT	223TT Fish	241/241TT	242/242TT	243TT Fish	262/262TT	282/282TT
Length	19' 7"	21' 7"	21' 7"	21' 7"	23' 7"	23' 7"	23' 7"	25' 7"	27' 7"
Pontoon Size (2 or 3)	24" x 24"	24" x 24"	24" x 24"	24" x 24"	24" x 24"	24" x 24"	24" x 24"	24" x 24"	24" x 24"
Deck Size	8' 6" x 19' 7"	8' 6" x 21' 7"	8' 6" x 21' 7"	8' 6" x 21' 7"	8' 6" x 23' 7"	8' 6" x 23' 7"	8' 6" x 23' 7"	8' 6" x 25' 7"	8' 6" x 27' 7"
Boat Weight*	1,725 #/2,000 #	1,800 #/2,100 #	1,800 #/2,100 #	2,100 #	1,875 #/2,200 #	1,875 #/2,200 #	2,200 #	1,950 #/2,300 #	2,400 #/2,610 #
Max. Capacity	2,400 #/2,900 #	2,700 #/3,200 #	2,700 #/3,200 #	3,200 #	3,050 #/3,600 #	3,050 #/3,600 #	3,600 #	3,400 #/4,000 #	3,750 #/4,400 #
Max. Horsepower	75/115	115/150	115/150	150	115/150	115/150	150	115/150	115/150
STANDARD FEATURES & OPTIONS									
Free Standing Cooler Table	OPT	OPT	OPT	OPT	OPT	OPT	OPT	OPT	OPT
Hydraulic Steering w/Tilt Wheel	OPT	OPT	OPT	OPT	OPT	OPT	OPT	OPT	OPT
Movable Cup Holders	OPT	OPT	OPT	OPT	OPT	OPT	OPT	OPT	OPT
Aluminum Bottom Skin (Std. on TT)	OPT	OPT	OPT	STD	OPT	OPT	STD	OPT	OPT
Ski Tow	OPT	OPT	OPT	OPT	OPT	OPT	OPT	OPT	OPT
Heavy Duty Ski Tow	OPT	OPT	OPT	OPT	OPT	OPT	OPT	OPT	OPT
Windshield	OPT	OPT	OPT	OPT	OPT	OPT	OPT	OPT	OPT
Docking Lights w/Pod	OPT	OPT	OPT	OPT	OPT	OPT	OPT	OPT	OPT
CMD8 Clarion CD/AM/FM w/Speakers and iPod Interface	OPT	OPT	OPT	OPT	OPT	OPT	OPT	OPT	OPT
CMD8 Clarion CD/AM/FM w/Speakers and iPod Connectivity adds Bluetooth	OPT	OPT	OPT	OPT	OPT	OPT	OPT	OPT	OPT
Matrix 788 ci HD Fish Locator	OPT	OPT	OPT	OPT	OPT	OPT	OPT	OPT	OPT
Trim Gauge	OPT	OPT	OPT	OPT	OPT	OPT	OPT	OPT	OPT
Water Pressure Gauge	OPT	OPT	OPT	OPT	OPT	OPT	OPT	OPT	OPT
Hour Meter	OPT	OPT	OPT	OPT	OPT	OPT	OPT	OPT	OPT
Water/Fuel Filter	OPT	OPT	OPT	OPT	OPT	OPT	OPT	OPT	OPT
Tilt Steering Wheel	OPT	OPT	OPT	OPT	OPT	OPT	OPT	OPT	OPT
Cover for Helm & Captain's Chair	OPT	OPT	OPT	OPT	OPT	OPT	OPT	OPT	OPT
Reclining Captain's Chair w/arms	OPT	OPT	OPT	OPT	OPT	OPT	OPT	OPT	OPT
Bimini Extension of 6.5'	OPT	OPT	OPT	OPT	OPT	OPT	OPT	OPT	OPT
1" Bimini Frame	OPT	OPT	OPT	OPT	OPT	OPT	OPT	OPT	OPT
1 1/4" Bimini Frame	OPT	OPT	OPT	OPT	OPT	OPT	OPT	OPT	OPT
Zamac Bimini Fittings	OPT	OPT	OPT	OPT	OPT	OPT	OPT	OPT	OPT
Quick Release Fittings	OPT	OPT	OPT	OPT	OPT	OPT	OPT	OPT	OPT
Choice of Pre-Rigs	OPT	OPT	OPT	OPT	OPT	OPT	OPT	OPT	OPT
Cocktail Table/Bow	OPT	OPT	OPT	OPT	OPT	OPT	OPT	OPT	OPT
Fuel/Water Filter	OPT	OPT	OPT	OPT	OPT	OPT	OPT	OPT	OPT
Open Stern with JC Grass Flooring	N/A	OPT	OPT	OPT	OPT	OPT	OPT	OPT	OPT
Lifting Fins (optional on all TT models only except 201)	N/A	OPT	OPT	OPT	OPT	OPT	OPT	OPT	OPT

*Boat weights are approximations and do not take in account the weight of the engine.

Spirit Standard Features:

Color Side Panels (Black, Blue, Red, Champagne, or White)
 Starboard Gate (241 and 262)
 XL Starboard Bow Lounge w/ No Starboard Gate (201, 221, 222, and 242)
 Changing Room (222, 242, 262, and 282)
 Sun Deck (222, 242, 262, and 282)
 .091 Gauge Aluminum Tubes
 .125 Gauge Aluminum Nose-Cones
 2 U-Shaped SuperTubes
 3 U-Shaped SuperTubes (TT)
 Aluminum Bottom Skin (TT Only)
 Anodized Rails

3/4" Wolmanized Deck
 9' Bimini Top
 Roto-Molded Seat Bases
 SS Stern Ladder
 SS Cleats
 L-Group Stern Seating w/Chaise
 Bow Lounges w/Chaise (Except 201, 222, 223, and 243 Port Side)
 3 1/2" Diameter AM/FM/iPod Interface
 Four Speakers
 12 Gallon Fuel Tank (Twin Tube)
 45 Gallon Fuel Tank (TT)
 30 oz. Designer Series Carpet

Fiberglass Console
 Courtesy Light on Helm
 Tach, Speedo, and Fuel Gauge
 Cocktail Table/Stern
 Horn
 Cooler
 Extra Wide Stern Gate
 Captain's Chair
 Mooring Cover
 2 Bass Seats/2 Bases (223 Fish Only)
 2 Bass Seats/4 Bases (243 Fish Only)
 Livewell (223 & 243 Only)

NepToon and NepToon TT (TriToon) Standard Features:

White Powder-Coated Rails
 3/4" Wolmanized Deck
 10' Sunbrella Bimini Top
 Roto-Molded Seat Bases
 Two Bow Lounges
 L-Group Seating
 30 oz. Marine Carpet
 Fiberglass Console
 Tach, Speedo and Fuel Gauge
 Helm and Capt. Chair Cover
 Cocktail Table
 Tilt Steering Wheel
 Halogen Docking Lights
 LED Nav Lights
 Flip-Top Helm

Zamac Bimini Fittings
 Horn
 SS Stern Ladder and SS Cleats
 Reclining Capt. Chair w/Arms
 Windshield
 Polished Aluminum Corner Castings
 Clarion CMD8 CD/AM/FM iPod Interface
 12 Gallon Fuel Tank (Twin Tube)
 45 Gallon Fuel Tank (TT)
 Ski Tow (TT)
 Lifting Fins (Sport Only)
 Power Assisted Hydraulic Steering (Sport only)
 JC Grass in Stern Area

SunLounge Standard Features:

White Powder-Coated Rails
 3/4" Wolmanized Deck
 10' Sunbrella Bimini Top
 Roto-Molded Seat Bases
 Bow Lounges
 Movable Gate Seat
 Stern Pull-Out Lounges
 Headrests and Fold Down Arms
 30 oz. Marine Carpet
 Fiberglass Console
 Tech Speedo and Fuel Gauge
 Tilt Steering Wheel
 Halogen Docking Lights
 LED Nav Lights
 Horn
 SS Cleats

SS Stern Ladder
 Reclining Capt. Chair w/Arms
 Windshield
 Polished Aluminum Corner Castings
 Ski Tow
 45 Gallon Fuel Tank
 JC Grass Floor in Stern Area
 Lounger w/Cooler
 Lounger w/Trash
 Upholstery Trim Package
 12V Recepts in Stern Area
 SS Bimini Fittings w/QR
 Lifting Fins (Sport Only)
 Power Assisted Hydraulic Steering (Sport Only)

NepToon

NepToon TT (TriToon)

NepToon TT Sport (TriToon)

SunLounger (TT/Sport TT)

SPECIFICATIONS	21	23	25	27	21TT	23TT	25TT	27TT	21TT S	23TT S	25TT S	27TT S	23	25	27	
Hull Type	2 tube	2 tube	2 tube	2 tube	3 tube	3 tube	3 tube	3 tube	3 tube	3 tube	3 tube	3 tube	3 tube	3 tube	3 tube	
Pontoon Length	21'	23'	25'	25' 7"	21'	23'	25'	25' 7"	21'	23'	25'	25' 7"	23'	25'	27'	
Aluminum Gauge Tube	.091	.091	.091	.091	.091	.091	.091	.091	.091	.091	.091	.091	.091	.091	.091	
Aluminum Gauge Nose Cone	.125	.125	.125	.125	.125	.125	.125	.125	.125	.125	.125	.125	.125	.125	.125	
Deck Size	8' 6" x 21'	8' 6" x 23'	8' 6" x 25'	8' 6" x 27'	8' 6" x 21'	8' 6" x 23'	8' 6" x 25'	8' 6" x 27'	8' 6" x 21'	8' 6" x 23'	8' 6" x 25'	8' 6" x 27'	8' 6" x 23'	8' 6" x 25'	8' 6" x 27'	
Boat Weight *	1,800 #	1,875 #	1,950 #	2,400 #	2,100 #	2,200 #	2,300 #	2,610 #	2,175 #	2,290 #	2,400 #	2,610 #	2,200 #	2,300 #	2,450 #	
Max. Capacity	2,700 #	3,050 #	3,400 #	3,750 #	3,200 #	3,600 #	4,000 #	4,400 #	3,200 #	3,600 #	4,000 #	4,400 #	3,600 #	4,000 #	4,400 #	
Max. Horsepower	115	115	115	115	150	150	150	150	175	250	250	250	150 / 250	150 / 250	150 / 250	
STANDARD FEATURES & OPTIONS																
12 Gallon Fuel Tank	STD	STD	STD	STD	N/A	N/A	N/A	N/A	N/A	N/A	N/A	N/A	N/A	N/A	N/A	
45 Gallon Fuel Tank	N/A	N/A	N/A	N/A	STD	STD	STD	STD	STD	STD	STD	STD	STD	STD	STD	
Changing Room**	OPT	OPT	OPT	OPT	OPT	OPT	OPT	OPT	OPT	OPT	OPT	OPT	N/A	N/A	N/A	
Free-Standing Table w/Cooler	OPT	OPT	OPT	OPT	OPT	OPT	OPT	OPT	OPT	OPT	OPT	OPT	OPT	OPT	OPT	
Aluminum Bottom Skin	OPT	OPT	OPT	OPT	STD	STD	STD	STD	STD	STD	STD	STD	STD	STD	STD	
CMD8 Clarion CD/AM/FM w/Speakers and iPod Interface	STD	STD	STD	STD	STD	STD	STD	STD	STD	STD	STD	STD	STD	STD	STD	
CMD8 Clarion CD/AM/FM w/Speakers and iPod Connectivity adds Bluetooth	OPT	OPT	OPT	OPT	OPT	OPT	OPT	OPT	OPT	OPT	OPT	OPT	OPT	OPT	OPT	
JL Premium Speaker Upgrade	OPT	OPT	OPT	OPT	OPT	OPT	OPT	OPT	OPT	OPT	OPT	OPT	OPT	OPT	OPT	
Choice of Pre-Rig	OPT	OPT	OPT	OPT	OPT	OPT	OPT	OPT	OPT	OPT	OPT	OPT	OPT	OPT	OPT	
Oval Table in L-Group	STD	STD	STD	STD	STD	STD	STD	STD	STD	STD	STD	STD	N/A	N/A	N/A	
L-Group & Bow Modules																
Lounger w/Storage	OPT	OPT	OPT	OPT	OPT	OPT	OPT	OPT	OPT	OPT	OPT	OPT	OPT	OPT	OPT	
Lounger w/Cooler	OPT	OPT	OPT	OPT	OPT	OPT	OPT	OPT	OPT	OPT	OPT	OPT	STD	STD	STD	
Lounger w/Trash Container	OPT	OPT	OPT	OPT	OPT	OPT	OPT	OPT	OPT	OPT	OPT	OPT	STD	STD	STD	
Lounge Upgrade	OPT	OPT	OPT	OPT	OPT	OPT	OPT	OPT	OPT	OPT	OPT	OPT	OPT	OPT	OPT	
Upholstery Trim Package	OPT	OPT	OPT	OPT	OPT	OPT	OPT	OPT	OPT	OPT	OPT	OPT	STD	STD	STD	
Double Wide Bucket Seat	OPT	OPT	OPT	OPT	OPT	OPT	OPT	OPT	OPT	OPT	OPT	OPT	OPT	OPT	OPT	
Adjustable Height Table Leg	OPT	OPT	OPT	OPT	OPT	OPT	OPT	OPT	OPT	OPT	OPT	OPT	OPT	OPT	OPT	
Digital Depth Gauge	OPT	OPT	OPT	OPT	OPT	OPT	OPT	OPT	OPT	OPT	OPT	OPT	OPT	OPT	OPT	
Deluxe Instrument Panel	OPT	OPT	OPT	OPT	OPT	OPT	OPT	OPT	OPT	OPT	OPT	OPT	OPT	OPT	OPT	
Hour Meter***	OPT	OPT	OPT	OPT	OPT	OPT	OPT	OPT	OPT	OPT	OPT	OPT	OPT	OPT	OPT	
Dual Battery Switch	OPT	OPT	OPT	OPT	OPT	OPT	OPT	OPT	OPT	OPT	OPT	OPT	OPT	OPT	OPT	
Matrix 788 w/GPS	OPT	OPT	OPT	OPT	OPT	OPT	OPT	OPT	OPT	OPT	OPT	OPT	OPT	OPT	OPT	
Ski Tow	OPT	OPT	OPT	OPT	STD	STD	STD	STD	STD	STD	STD	STD	STD	STD	STD	
Heavy Duty Ski Tow	OPT	OPT	OPT	OPT	OPT	OPT	OPT	OPT	OPT	OPT	OPT	OPT	OPT	OPT	OPT	
Windshield	STD	STD	STD	STD	STD	STD	STD	STD	STD	STD	STD	STD	STD	STD	STD	
Hydraulic Steering (1.7 ratio)	STD	STD	STD	STD	STD	STD	STD	STD	STD	STD	STD	STD	STD	STD	STD	
Hydraulic Steering (2.4 ratio)	OPT	OPT	OPT	OPT	OPT	OPT	OPT	OPT	OPT	OPT	OPT	OPT	STD	STD	STD	
Power Assist on Hyd. Steering (1.7 ratio)	OPT	OPT	OPT	OPT	OPT	OPT	OPT	OPT	OPT	OPT	OPT	OPT	OPT	OPT	OPT	
Sirius Satellite Radio	OPT	OPT	OPT	OPT	OPT	OPT	OPT	OPT	OPT	OPT	OPT	OPT	OPT	OPT	OPT	
Movable Cup Holders	OPT	OPT	OPT	OPT	OPT	OPT	OPT	OPT	OPT	OPT	OPT	OPT	OPT	OPT	OPT	
16.5' Bimini	OPT	OPT	OPT	OPT	OPT	OPT	OPT	OPT	OPT	OPT	OPT	OPT	OPT	OPT	OPT	
12' Power Bimini	OPT	OPT	OPT	OPT	OPT	OPT	OPT	OPT	OPT	OPT	OPT	OPT	OPT	OPT	OPT	
SS Cupholders	OPT	OPT	OPT	OPT	OPT	OPT	OPT	OPT	OPT	OPT	OPT	OPT	OPT	OPT	OPT	
SS Fender Holders w/Two Fenders	OPT	OPT	OPT	OPT	OPT	OPT	OPT	OPT	OPT	OPT	OPT	OPT	OPT	OPT	OPT	
SS Bimini Fittings	OPT	OPT	OPT	OPT	OPT	OPT	OPT	OPT	OPT	OPT	OPT	OPT	STD	STD	STD	
Quick Release Bimini Fittings	OPT	OPT	OPT	OPT	OPT	OPT	OPT	OPT	OPT	OPT	OPT	OPT	STD	STD	STD	
Bimini Trailing Arm	OPT	OPT	OPT	OPT	OPT	OPT	OPT	OPT	OPT	OPT	OPT	OPT	OPT	OPT	OPT	
SS Bow Rails	OPT	OPT	OPT	OPT	OPT	OPT	OPT	OPT	OPT	OPT	OPT	OPT	OPT	OPT	OPT	
Dual Rear Swim Platform	OPT	OPT	OPT	OPT	OPT	OPT	OPT	OPT	OPT	OPT	OPT	OPT	OPT	OPT	OPT	
Single Rear Swim Platform	OPT	OPT	OPT	OPT	OPT	OPT	OPT	OPT	OPT	OPT	OPT	OPT	OPT	OPT	OPT	
Mooring Cover	OPT	OPT	OPT	OPT	OPT	OPT	OPT	OPT	OPT	OPT	OPT	OPT	OPT	OPT	OPT	
Seat Covers	OPT	OPT	OPT	OPT	OPT	OPT	OPT	OPT	OPT	OPT	OPT	OPT	OPT	OPT	OPT	
JC Grass Decking (replaces carpet)	OPT	OPT	OPT	OPT	OPT	OPT	OPT	OPT	OPT	OPT	OPT	OPT	OPT	OPT	OPT	
In-Tube Ski Storage	N/A	N/A	N/A	N/A	OPT	OPT	OPT	OPT	OPT	OPT	OPT	OPT	OPT	OPT	OPT	
Wake Board Tower	OPT	OPT	OPT	OPT	OPT	OPT	OPT	OPT	OPT	OPT	OPT	OPT	OPT	OPT	OPT	
Courtesy Lights	OPT	OPT	OPT	OPT	OPT	OPT	OPT	OPT	OPT	OPT	OPT	OPT	OPT	OPT	OPT	
Lifting Fins	N/A	N/A	N/A	N/A	OPT	OPT	OPT	OPT	STD	STD	STD	STD	OPT/STD	OPT/STD	OPT/STD	
Raised Helm Platform	OPT	OPT	OPT	OPT	OPT	OPT	OPT	OPT	OPT	OPT	OPT	OPT	OPT	OPT	OPT	
Reclining Captain's Chair	OPT	OPT	OPT	OPT	OPT	OPT	OPT	OPT	OPT	OPT	OPT	OPT	OPT	OPT	OPT	
Underwater Stern Lights (Blue)	OPT	OPT	OPT	OPT	OPT	OPT	OPT	OPT	OPT	OPT	OPT	OPT	OPT	OPT	OPT	
Fuel/Water Filter	OPT	OPT	OPT	OPT	OPT	OPT	OPT	OPT	OPT	OPT	OPT	OPT	OPT	OPT	OPT	
Ski Mirror	OPT	OPT	OPT	OPT	OPT	OPT	OPT	OPT	OPT	OPT	OPT	OPT	OPT	OPT	OPT	
SS Rubrail	OPT	OPT	OPT	OPT	OPT	OPT	OPT	OPT	OPT	OPT	OPT	OPT	OPT	OPT	OPT	
Under Side Trim Rail Lighting (Amber)	OPT	OPT	OPT	OPT	OPT	OPT	OPT	OPT	OPT	OPT	OPT	OPT	OPT	OPT	OPT	
SS Logos	OPT	OPT	OPT	OPT	OPT	OPT	OPT	OPT	OPT	OPT	OPT	OPT	OPT	OPT	OPT	
Open Stern Floorplan	OPT	OPT	OPT	OPT	OPT	OPT	OPT	OPT	OPT	OPT	OPT	OPT	OPT	OPT	OPT	
Companion Seat Floorplan	OPT	OPT	OPT	OPT	OPT	OPT	OPT	OPT	OPT	OPT	OPT	OPT	OPT	OPT	OPT	
Rear Facing Lounges (RFL)	N/A	N/A	N/A	N/A	N/A	N/A	N/A	N/A	N/A	N/A	N/A	N/A	N/A	N/A	N/A	
Slide-out Bow Lounge Extension	OPT	OPT	OPT	OPT	OPT	OPT	OPT	OPT	OPT	OPT	OPT	OPT	OPT	OPT	OPT	

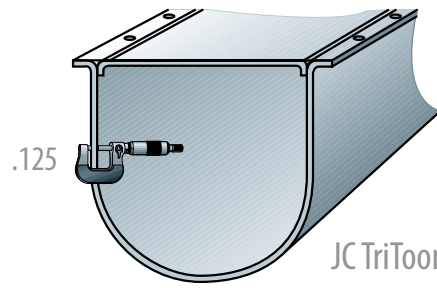
*Boat weights are approximations and do not take in account the weight of the engine. | **No charge option. | ***Standard with Deluxe Instrument Panel.

		SunToon TT (TriToon)				SportToon TT (TriToon)				TriToon™ Classic O/B			TriToon™ Classic I/O			
SPECIFICATIONS		22TT	24TT	26TT	28TT	22TT	24TT	26TT	28TT	246	266	306	246	266	306	
Hull Type		3 tube	3 tube	3 tube	3 tube	3 tube	3 tube	3 tube	3 tube	tri-hull	tri-hull	tri-hull	tri-hull	tri-hull	tri-hull	
Pontoon Length		22' 7"	24' 7"	26' 7"	28' 7"	22' 7"	24' 7"	26' 7"	28' 7"	24'	26'	30'	24'	26'	30'	
Aluminum Gauge Tube		.091	.091	.091	.091	.091	.091	.091	.091	.125	.125	.125	.125	.125	.125	
Aluminum Gauge Nose Cone		.125	.125	.125	.125	.125	.125	.125	.125	.125	.125	.125	.125	.125	.125	
Deck Size		8' 6" x 21'	8' 6" x 23'	8' 6" x 25'	8' 6" x 27'	8' 6" x 21'	8' 6" x 23'	8' 6" x 25'	8' 6" x 27'	8' 6" x 24'	8' 6" x 26'	8' 6" x 30'	8' 6" x 24'	8' 6" x 26'	8' 6" x 30'	
Boat Weight *		2,150 #	2,250 #	2,350 #	2,450 #	2,225 #	2,340 #	2,450 #	2,560 #	3,050 #	3,200 #	3,500 #	4,150 #	4,300 #	4,600 #	
Max. Capacity		3,200 #	3,600 #	4,000 #	4,400 #	3,200 #	3,600 #	4,000 #	4,400 #	3,850 #	4,200 #	4,900 #	3,850 #	4,200 #	4,900 #	
Passenger Cap. (in lbs.)		2,400 #	2,650 #	2,900 #	3,150 #	2,400 #	2,650 #	2,900 #	3,150 #	2,750 #	3,000 #	3,600 #	2,750 #	3,000 #	3,600 #	
Max. Horsepower		150	150	150	150	200	250	250	250	300	300	300	320	320	320	
STANDARD FEATURES & OPTIONS	Sundeck with Changing Room**	OPT	OPT	OPT	OPT	OPT	OPT	OPT	OPT	OPT	OPT	OPT	STD	STD	STD	
	SS Corner Castings	N/A	N/A	N/A	N/A	N/A	N/A	N/A	N/A	OPT	OPT	OPT	OPT	OPT	OPT	
	SS Fender Holder w/Fenders	OPT	OPT	OPT	OPT	OPT	OPT	OPT	OPT	OPT	OPT	OPT	OPT	OPT	OPT	
	Two Capt. Chairs Repl. Bow Lounge	N/A	OPT	OPT	OPT	N/A	OPT	OPT	OPT	OPT	OPT	OPT	OPT	OPT	OPT	
	Free Standing Table w/Cooler	OPT	OPT	OPT	OPT	OPT	OPT	OPT	OPT	OPT	OPT	OPT	OPT	OPT	OPT	
	Oval Table in Bow	OPT	OPT	OPT	OPT	OPT	OPT	OPT	OPT	OPT	OPT	OPT	OPT	OPT	OPT	
	Adjustable Height Table Leg	OPT	OPT	OPT	OPT	OPT	OPT	OPT	OPT	OPT	OPT	OPT	OPT	OPT	OPT	
	Battery	N/A	N/A	N/A	N/A	N/A	N/A	N/A	N/A	N/A	N/A	N/A	N/A	STD	STD	STD
	Second Battery	N/A	N/A	N/A	N/A	N/A	N/A	N/A	N/A	N/A	N/A	N/A	N/A	OPT	OPT	OPT
	Dual Battery Switch	OPT	OPT	OPT	OPT	OPT	OPT	OPT	OPT	OPT	OPT	OPT	STD	STD	STD	
Matrix 788 Standard	STD	STD	STD	STD	STD	STD	STD	STD	STD	STD	STD	STD	STD	STD		
SS Cupholders	STD	STD	STD	STD	STD	STD	STD	STD	STD	STD	STD	STD	STD	STD		
Movable Cupholders	OPT	OPT	OPT	OPT	OPT	OPT	OPT	OPT	OPT	OPT	OPT	OPT	OPT	OPT		
16.5' Bimini	OPT	OPT	OPT	OPT	OPT	OPT	OPT	OPT	OPT	OPT	OPT	OPT	OPT	OPT		
1" Bimini Frame	STD	STD	STD	STD	STD	STD	STD	STD	STD	STD	STD	STD	STD	STD		
1 1/4" Bimini Frame	OPT	OPT	OPT	OPT	OPT	OPT	OPT	OPT	OPT	OPT	OPT	OPT	OPT	OPT		
12" Power Bimini	OPT	OPT	OPT	OPT	OPT	OPT	OPT	OPT	OPT	OPT	OPT	OPT	OPT	OPT		
SS Logos	OPT	OPT	OPT	OPT	STD	STD	STD	STD	STD	STD	STD	STD	STD	STD		
Quick Release for Bimini Top	OPT	OPT	OPT	OPT	OPT	OPT	OPT	OPT	OPT	OPT	OPT	OPT	OPT	OPT		
Bimini Trailing Arm	OPT	OPT	OPT	OPT	OPT	OPT	OPT	OPT	OPT	OPT	OPT	OPT	OPT	OPT		
CMD8 Clarion CD/AM/FM w/Speakers and iPod Interface adds Bluetooth	OPT	OPT	OPT	OPT	OPT	OPT	OPT	OPT	OPT	OPT	OPT	OPT	OPT	OPT		
JL Speakers	STD	STD	STD	STD	STD	STD	STD	STD	STD	STD	STD	STD	STD	STD		
JL Deluxe Sound System	OPT	OPT	OPT	OPT	OPT	OPT	OPT	OPT	OPT	OPT	OPT	OPT	OPT	OPT		
Remote Stereo Control	OPT	OPT	OPT	OPT	OPT	OPT	OPT	OPT	OPT	OPT	OPT	OPT	OPT	OPT		
Remote Spotlight	OPT	OPT	OPT	OPT	OPT	OPT	OPT	OPT	OPT	OPT	OPT	OPT	OPT	OPT		
Ski Storage in Tube	OPT	OPT	OPT	OPT	OPT	OPT	OPT	OPT	OPT	OPT	OPT	OPT	OPT	OPT		
SS Ski Tow	STD	STD	STD	STD	N/A	N/A	OPT	OPT	N/A	N/A	N/A	N/A	N/A	N/A		
Heavy Duty Ski Tow	OPT	OPT	OPT	OPT	STD	STD	STD	STD	STD	STD	STD	STD	STD	STD		
Porta Potti	OPT	OPT	OPT	OPT	OPT	OPT	OPT	OPT	OPT	OPT	OPT	OPT	OPT	OPT		
Choice of Pre-Rigs	OPT	OPT	OPT	OPT	OPT	OPT	OPT	OPT	OPT	OPT	OPT	N/A	N/A	N/A		
Mooring Cover	OPT	OPT	OPT	OPT	OPT	OPT	OPT	OPT	OPT	OPT	OPT	OPT	OPT	OPT		
JC Grass Decking (replaces carpet)	OPT	OPT	OPT	OPT	OPT	OPT	OPT	OPT	OPT	OPT	OPT	OPT	OPT	OPT		
Full Rear Swim Platform	N/A	N/A	N/A	N/A	N/A	N/A	N/A	N/A	N/A	N/A	N/A	N/A	OPT	OPT		
Dual Rear Swim Platform	OPT	OPT	OPT	OPT	OPT	OPT	OPT	OPT	OPT	OPT	OPT	N/A	N/A	N/A		
Single Rear Swim Platform	OPT	OPT	OPT	OPT	OPT	OPT	OPT	OPT	OPT	OPT	OPT	N/A	N/A	N/A		
MerCruiser or Volvo Upgrade	N/A	N/A	N/A	N/A	N/A	N/A	N/A	N/A	N/A	N/A	N/A	N/A	OPT	OPT		
4.3 L MerCruiser	N/A	N/A	N/A	N/A	N/A	N/A	N/A	N/A	N/A	N/A	N/A	N/A	STD	STD		
Aluminum Bottom Skin	STD	STD	STD	STD	STD	STD	STD	STD	STD	STD	STD	STD	STD	STD		
Hydraulic Steering (1.7 ratio)	OPT	OPT	OPT	OPT	STD	STD	STD	STD	STD	STD	STD	N/A	N/A	N/A		
Hydraulic Steering (2.4 ratio)	OPT	OPT	OPT	OPT	OPT	OPT	OPT	OPT	OPT	OPT	OPT	N/A	N/A	N/A		
Power Assist for Hyd. Steering	OPT	OPT	OPT	OPT	STD	STD	STD	STD	STD	OPT	OPT	N/A	N/A	N/A		
Seat Covers	OPT	OPT	OPT	OPT	OPT	OPT	OPT	OPT	OPT	OPT	OPT	OPT	OPT	OPT		
Hardtop Sun Platform	N/A	N/A	OPT	OPT	N/A	N/A	OPT	OPT	N/A	OPT	OPT	N/A	OPT	OPT		
Bilge Pump	N/A	N/A	N/A	N/A	N/A	N/A	N/A	N/A	N/A	N/A	N/A	STD	STD	STD		
Wake Board Tower (Stainless Steel)	OPT	OPT	OPT	OPT	OPT	OPT	OPT	OPT	OPT	OPT	OPT	OPT	OPT	OPT		
Wake Board Tower (Polished Aluminum) (Available only w/ RFL)	N/A	OPT	OPT	OPT	N/A	OPT	OPT	OPT	OPT	OPT	OPT	OPT	OPT	OPT		
Lifting Fins	OPT	OPT	OPT	OPT	STD	STD	STD	STD	N/A	N/A	N/A	N/A	N/A	N/A		
Raised Helm Platform	OPT	OPT	OPT	OPT	OPT	OPT	OPT	OPT	OPT	OPT	OPT	OPT	OPT	OPT		
Fuel/Water Filter	OPT	OPT	OPT	OPT	OPT	OPT	OPT	OPT	OPT	OPT	OPT	OPT	OPT	OPT		
Underwater Stern Lights (Blue)	OPT	OPT	OPT	OPT	OPT	OPT	OPT	OPT	OPT	OPT	OPT	OPT	OPT	OPT		
Rear Facing Lounger Floorplan (RFL)	N/A	OPT	OPT	OPT	N/A	OPT	OPT	OPT	OPT	OPT	OPT	OPT	OPT	OPT		
Open Stern Floorplan	N/A	OPT	OPT	OPT	N/A	OPT	OPT	OPT	OPT	OPT	OPT	OPT	OPT	OPT		
Companion Seat Floorplan	N/A	OPT	OPT	OPT	N/A	OPT	OPT	OPT	OPT	OPT	OPT	OPT	OPT	OPT		
Under Side Trim Lighting (Amber)	OPT	OPT	OPT	OPT	OPT	OPT	OPT	OPT	OPT	OPT	OPT	OPT	OPT	OPT		
Slide-out Bow Lounge Extensions	OPT	OPT	OPT	OPT	OPT	OPT	OPT	OPT	OPT	OPT	OPT	OPT	OPT	OPT		
Ski Mirror	OPT	OPT	OPT	OPT	OPT	OPT	OPT	OPT	OPT	OPT	OPT	OPT	OPT	OPT		
SS Rubrail	OPT	OPT	OPT	OPT	OPT	OPT	OPT	OPT	OPT	OPT	OPT	OPT	OPT	OPT		
L-Group w/Choice of End Module	STD	STD	STD	STD	STD	STD	STD	STD	STD	STD	STD	STD	STD	STD		
Bow Lounges w/Choice of End Module	STD	STD	STD	STD	STD	STD	STD	STD	STD	STD	STD	STD	STD	STD		
L-Group & Bow Lounges & Modules	Lounger w/Storage	OPT	OPT	OPT	OPT	OPT	OPT	OPT	OPT	OPT	OPT	OPT	OPT	OPT	OPT	
	Lounger w/Cooler	OPT	OPT	OPT	OPT	OPT	OPT	OPT	OPT	OPT	OPT	OPT	OPT	OPT	OPT	
	Lounger w/Trash Container	OPT	OPT	OPT	OPT	OPT	OPT	OPT	OPT	OPT	OPT	OPT	OPT	OPT	OPT	
	Lounger w/Flip-up Table	OPT	OPT	OPT	OPT	OPT	OPT	OPT	OPT	OPT	OPT	OPT	OPT	OPT	OPT	
	Headrest & Folding Arm	OPT	OPT	OPT	OPT	OPT	OPT	OPT	OPT	OPT	OPT	OPT	OPT	OPT	OPT	
Upright Cooler	OPT	OPT	OPT	OPT	OPT	OPT	OPT	OPT	OPT	OPT	OPT	OPT	OPT	OPT		
Changing Room	OPT	OPT	OPT	OPT	OPT	OPT	OPT	OPT	OPT	OPT	OPT	OPT	OPT	OPT		

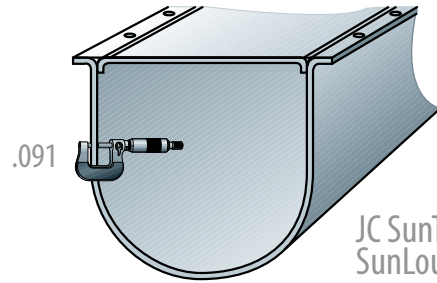
SunToon TT, SportToon, TriToon™ O/B and TriToon™ I/O Standard Features:

- 10' Bimini w/SS Hardware
- SS Bow Rails
- SS Bow and Stern Gates
- SS Cleats
- Dual Horns
- Powder Coated Rail Pack
- Anodized Trim
- SS Cupholders
- Helm Cover
- Captain's Chair Cover
- Roto-Molded Seat Bases
- Rear Sundeck w/SS Rail
- Flip-Top Helm
- Tilt Steering Wheel
- Full Instrumentation
- 36 oz. Marine Carpet
- Cocktail Table (stern)
- CMD7 Clarion CD Player
- JL Speakers
- Sirius Satellite Radio
- SS Stern Boarding Ladder
- SS Docking Lights
- Courtesy Lights
- Windshield (quick release)
- Two Bow Lounges
- Polished Aluminum Corner Castings
- L-Group Stern Seating
- 45 Gallon Fuel Tank
- Reclining Capt. Chair

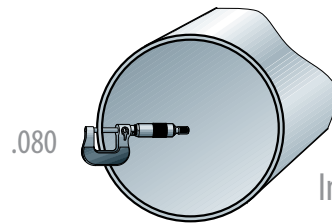
JC TriToons™ Classics are constructed of .125, SunToons, NepToons, SunLoungers and Spirits of .091 marine aluminum throughout the main tube body with a .125 nose cone (.125 TriToons™) – the strongest on the market.



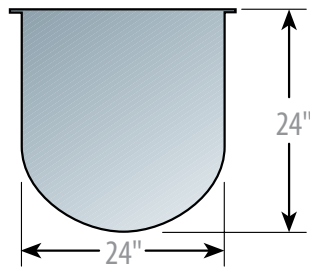
JC TriToon Classic



JC SunToon/NepToon/SunLounger/Spirit



Industry Standard




JC Tube

Tube has more flotation than a 25" round with an advanced U-shaped design.

Primary Colors

(All Models)



Accent Colors

(All Models)



Side Panels

Available in either High Gloss Classic White, Black, Blue, Wineberry, Champagne or Red on all models.



COMPARE THE JC DIFFERENCE

If you are seriously researching our boats, then you have already ruled out the majority of pontoons currently on the market. You are now comparing us to the three or four premium manufacturers that build a pontoon in our price and quality range. There are many good pontoons in our price range. As you make your buying decision, we wish to point out a few of the standard and optional features on our pontoons that truly make the JC difference.

- ✓ TriToon™ Classic hull is made of .125 gauge aluminum, approximately 40% thicker than our typical three-tube competition.
- ✓ TriToon™ Classic available with MerCruiser or Volvo power to 320 hp.
- ✓ Tubes bolted directly to the structural cross-members with heavy stainless steel bolts and lock nuts.
- ✓ All Spirit, SunToon, and NepToon SuperTubes have baffles and are pressure tested to assure that they are air-tight [NO foam] before leaving the factory.
- ✓ Aluminum bottom skin is standard on all three-tubed models.
- ✓ 45 gallon fuel capacity is standard on all NepToon TT, SunToon TT, SportToon TT, TriToon™ and Spirit TT models.
- ✓ JC pontoons have standard rails finished with durable, attractive white powder coating. (Spirit Anodized)
- ✓ .250 gauge transoms are standard on all TriToon™ Classic models.
- ✓ All JC fittings and fasteners are stainless steel.
- ✓ JC bimini tops are made of Sunbrella. (Spirit Surlast)
- ✓ Top-of-the-line waterproof Clarion AM/FM/CD is standard on all JC pontoons. (Spirit uses 3 1/2" diameter AM/FM/iPod interface)
- ✓ "Designer Series" carpeting is stretched and stapled to the deck rather than glued.
- ✓ Solid extruded aluminum skid bar welded to all JC tubes.
- ✓ Standard in-deck anchor locker on TriToon™ Classic models.
- ✓ Bow cabinet "pods" with built-in SS lights. (TriToon/SportToon)
- ✓ Sirius satellite radio is standard on SunToon, TriToon™, and SportToon and is optional on NepToon.
- ✓ Standard on SunToon, SportToon, and TriToon™ is the GPS enabled Matrix 788 for accurate speed, depth, direction (compass), location and water temperature.

- All Models
- Spirit
- SunToon/
SportToon
- NepToon
- TriToon
Classic
- SunLounger

(Some items are standard in one series and optional in another. Please refer to charts on pages 36-38.)



Raised helm platform



Flip-top easy access



SunToon,
SportToon,
and TriToon™
Classic Helm



NepToon and
SunLounger
Helm



Spirit Helm



Reclining Captain's Chair



Double-wide seat in bow




Standard 10' and optional 16.5' bimini



Roto-cast seat base with storage



Optional removable bow gate seat



Lounger with armrest/headrest




Headrest detail



Optional remote spotlight



SS wakeboard tower with optional speakers



Power & Performance



VOLVO PENTA



MERCURY MerCruiser **MERCURY Outboards**



HONDA MARINE



EVINRUDE



SUZUKI MARINE



12' optional power bimini shown in fully down, radar and fully extended position

- All Models
- Spirit
- SunToon/
SportToon
- NepToon
- TriToon
Classic
- SunLounge


(Some items are standard in one series and optional in another. Please refer to charts on page 36-38.)



Optional SS corner castings



SS bimini fittings




White pod lights



SS pod lights



Optional movable SS cupholder



Hummingbird Fish Finder



Optional in-deck ski storage



Optional full or single rear swim platform with ladder



Optional free-standing table




Hidden lounge end storage compartment



Sea-rail table with optional adjustable table leg



Lounge with trash container



Lounge with flip-up table



Lounge with cooler



Optional SS fender holder with fenders



SS gates



Sirius Satellite Radio



Clarion CD/AM/FM



3 1/2 inch AM/FM/iPod Interface



JL speakers



NepToon/SunLounge Gate



Engineered for Performance



TriToon™ Classic Hull (formerly TriToon)

We designed the TriToon Classic hull over 25 years ago. For a combination of smooth ride, precise handling and incredible durability; it remains the industry leader. Heavy-duty .125 gauge aluminum, 45 gallon in-tube fuel tank and in-tube anchor locker are standard on this hull. In-tube ski storage is available as an option. The TriToon Classic hull is used on all TriToon Classic models.

TriToon™ is a registered trademark of JC Manufacturing.




TT (TriToon™) Hull

The TT (*TriToon*) hull uses three tubes (24" x 24") with the transom integrated into the center tube. This hull design features a standard in-tube 45 gallon fuel tank, aluminum bottom skin and optional in-tube ski storage. The TT (*TriToon*) hull is standard on the SunToon TT, NepToon TT, SunLounger TT and Spirit TT.




Standard (twin tube) Hull

The standard hull for NepToon and Spirit is the twin tube (24" x 24") hull. The optional aluminum bottom skin is recommended for horsepower over 70.



TriToon™ Sport Hull

The awesome TriToon Sport hull adds our exclusive lifting fin design to the TT (*TriToon*) hull. Our TriToon Sport hull not only increases top end speed but also yields handling that is as quick and precise as any sport boat. This hull features a 45 gallon in-tube fuel tank and optional in-tube ski storage. The TriToon Sport hull is standard on the SportToon TT, NepToon Sport TT, and SunLounger Sport TT. Lifting fins are an available option on the SunToon TT, NepToon TT and SunLounger TT.



Celebrating Over 35 Years of Innovative Boat Design and Engineering



- Limited lifetime warranty of pontoons
- Limited lifetime warranty of structural components
- 5 Year bow to stern warranty on all other components

Complete warranty details and conditions are available from your dealer.

JC Manufacturing, Inc.
P.O. Box 340
North Webster, IN 46555
Ph: 574.834.2881 • Fx: 574.834.7307
E-Mail: JC@JCPONTOON.com
www.jcpontoon.com



Dealer